



150+
FABULOUSLY
FESTIVE
IDEAS



HOMES & ANTIQUES

Guide to decorating at

CHRISTMAS

WREATHS · TREES · GIFTS · DECORATIONS · GIFT WRAPPING



6



9



14



22



21



Welcome

Every issue of *H&A* is filled with unique and inspiring houses, each one a clear expression of its owner's personality. And this is never more evident than at this time of year, when the houses we feature remain resolutely individual, despite being dressed in their Christmas finery.

Almost without exception they contain trees, candles, garlands and wreaths, and yet these decorative details range from eye-popping excess to Zen-like simplicity. The fun for anyone with even a passing interest in interiors is in deciding which course to take each year. With this in mind, we've pulled together a host of ideas that can be tweaked to suit all budgets and tastes. Happy Christmas!

Charlotte

Charlotte Packer
Guide Editor



TEAM: Editor Mel Sherwood Guide Editor Charlotte Packer
Sub Editor Rachel Nott Art Director Christianne Roymer Designer Chris Borgman

CONTENTS

WREATHS 5

Make your door stand out from the crowd

HALLWAYS 8

Stylish ways to create a warm welcome for your guests this season

WISHLIST: GARLANDS 11

GIFT MAKES 12

Thoughtful presents for friends and family

LIVING ROOMS 14

The best ideas for your mantelpiece and tree, whether you want to impress or keep it simple

CHRISTMAS TREES 18

Which tree is best for you this December?

WISHLIST: FAUX TREES 21

DINING ROOMS 22

Make Christmas dinner memorable with our brilliant centrepieces and place settings

WISHLIST: CRACKERS 26

FINISHING TOUCHES 28

Decorations to use throughout your home

DECORATION MAKES 30

Quick and easy ideas to make yourself

GIFT WRAP 32

Innovative ways to embellish your gifts

WISHLIST: WRAPPING 33

STOCKISTS 34

Where to buy all featured items

SPECIAL
CHRISTMAS
OFFER

SUBSCRIBE NOW

SAVE 30%

+ choose from two books*
when you subscribe to


HOMES
& ANTIQUES

Call 0333 016 2117†

and quote HAP314A or visit
buysubscriptions.com/HAP314A

Hurry!
OFFER ENDS
31ST
DECEMBER

Choose your book...



WORTH
£35

BOOK 1:

*Miller's Antiques Handbook
& Price Guide 2018-2019*

Miller's Antiques Handbook & Price Guide remains the essential and trusted guide to the antiques market. It has earned the reputation of being the book no dealer, collector or auctioneer

should be without. It is compiled by Judith Miller, antiques expert and co-founder of the book, who selects the 8,000-plus antiques.



WORTH
£25

BOOK 2:

*Love Colour: Choosing
Colours to Live With*

Love Colour will help you to bring your favourite colours to life. Renowned international colour expert Anna Starmer guides you through this lavishly illustrated

rainbow world of colour combinations, teaching you everything you need to know about hues, tones, accents and foundation colours.

†UK calls will cost the same as other standard fixed line numbers (starting 01 or 02) and are included as part of any inclusive or free minutes allowances (if offered by your phone tariff). Outside of free call packages, call charges from mobile phones will cost between 3p and 55p per minute. Lines are open Monday to Friday 8am-6pm and Saturday 9am-1pm. *£20.95 every six issues, saving 30%, plus book offer is only available to UK residents paying by Direct Debit. Stock is subject to availability and *Homes & Antiques* magazine reserves the right to substitute the book for another of similar value. Books in stock will be sent separately within 28 days. Christmas gift orders must be placed by 12th December 2018. You will be sent a Christmas gift card to send to the recipient. Your subscription will start with the next available issue.



Add luxurious silk flowers to a simple base made of fresh, seasonal greenery for a theatrical take on the traditional wreath. Finish with a witty tree decoration.

Christmas **Wreaths**

The sudden appearance of festive wreaths throughout the neighbourhood is one of the many joys of the season





Wishlist

Christmas Wreaths

- 1) Frosted eucalyptus mix wreath, £45, Cox & Cox.
- 2) Gisela Graham fir cones and mixed red berries, £45, Amara.
- 3) Rusty metal wreath, £18.50, RE.
- 4) Peacock feather Christmas wreath, £69, Ella James at Not on the High Street.
- 5) Natural feather wreath, £30, Graham & Green.
- 6) Limited-edition gold oak leaf, £175, VV Rouleaux.
- 7) Amber autumn berry wreath, £35, John Lewis & Partners.
- 8) Winterberry wreath, £35, Marks & Spencer.



BUILD YOUR OWN WREATH

Can't find what you're looking for on the high street? Follow our simple step-by-step guide and create something truly unique



You Will Need

1 A wire wreath base **2** Florist's wire and garden twine **3** A selection of winter greenery such as moss, ivy, supple twigs, old man's beard, most of which you can forage or buy from your local florist

1 Feed your twigs into the wreath frame, securing each section in place as you go. Continue until the frame is covered. Plug gaps with dampened moss, which will act as a reservoir for the ivy and any other fresh greenery that you want to use as you build up the wreath. Stud with bright berries or architectural flowerheads, such as the thistles we've used.

2 Once you are happy with the arrangement, you can twist a string

of battery-powered fairy lights around your creation. We also added a few silver-frosted twigs at this stage.

3 Fresh flowers are beautiful, but won't last the season, so consider using faux versions instead. Arrange them in off-centre clusters to look natural and secure with wire.

4 Finally, add a ribbon and attach the wreath to your front door. Spray with water three or four times a week to keep the foliage fresh.



Festive Halls

Whatever its size, decorate your hallway this Christmas to create a warm welcome worthy of your guests

1. Gather fresh foliage, such as sprigs of holly, spruce, eucalyptus and other evergreens from the garden and arrange simply in tall vases. Add colour and sparkle with vintage baubles, which look pretty heaped in dishes.



Katya de Grunwald

2. Use decorations en masse for maximum impact. Here, a selection of paper stars and snowflakes in teal and pink from RE have been strung from the banisters to stunning effect.



RE/Rich Kenworthy



3. Wind fairy lights through a garland to illuminate the foliage. Arrange around a statement mirror to ensure the twinkling light is reflected.

4. If you have a hall that is large enough, it can be the perfect place for the tree. Use trimmings to dress the stairs, window sills and mantelpieces.



Christopher Drake

Andreas von Einsiedel



5. Garlands look particularly impressive wound around a staircase. Select a simple colour theme, such as this example in gold and silver, and tie in matching baubles and other attractive decorations.

6. Clear all the clutter from the hall table and decorate it with sumptuous garlands, such as these by VV Rouleaux, from £29. Set out candles and decanters so you can offer your visitors a drink on arrival.



1



2



3



4

Wishlist

Gorgeous Garlands

- 1) Payne plastic garland, £20, *Habitat.*
- 2) Green brown acorn berry garland, £39.95, *VV Rouleaux.*
- 3) Lit winterberry garland, £25, *Marks & Spencer.*
- 4) Gold leaf garland, £10, *John Lewis & Partners.*
- 5) Pine and bark garland, £18, *Dunelm.*
- 6) Silver cone Christmas garland, £24, *The Christmas Home at Not on the High Street.*
- 7) Decadent Decs blush tassel garland, £14, *Talking Tables.*



5



6



7

MAKE IT PERSONAL

Gifts

Add a personal touch to an antique or vintage piece to create the perfect present

1 Sweet Treats: Fill vintage jelly moulds with retro sweets such as jelly babies, flying saucers or fruit salad chews. Jelly moulds are often available at car boot sales and flea markets. Online shops such as Retro Sweets and Handy Candy have a wide selection of sweets from the 70s and 80s.

2 Gardener's Delight: For green-fingered friends, collect vintage garden tools and present them in a traditional trug, hamper-style, with a selection of seeds, tags and other garden-related treats.

3 Decorative Soaps: Place a pretty soap on a vintage saucer, tie with a ribbon and you've got a unique and elegant present. Dealers will often sell single saucers cheaply.

4 Baked Goodies: Everyone loves home-baked cakes and biscuits. Look for vintage tins at boot fairs and flea markets and fill them with homemade fudge, a batch of florentines or a Christmas cake.

5 Tea Lights: Old tea cups and saucers make sweet candle holders. Candle-making kits are available from craft shops and can be customised by adding scented oil to the liquid wax.

6 Pot Luck: Think beyond the classic poinsettia and give friends winter bulbs, such as narcissus, in pretty vintage pots and jugs, or buy pots of herbs and transfer them to old tins with attractive labels.



Thoughtfully tailor your gift to the recipient's key interests.

An artisan soap presented on a vintage saucer tied with ribbon makes an elegant gift.



Verity Walestead, Lucy Berridge

Mantelpieces

So much more than the support act at Christmas, the mantelpiece needs to complement both your decor and the tree



1. Christmas is a chance to edit your mantelpiece. Surround a favourite ornament with greenery for an understated display. Stag, £15; pine cone 75p; and LED pillar candle, £10 for three, all from George Home.



Jan Baldwin



2. The naive charm of this garland (above left) made from a few tree decorations, is in keeping with the eclectic, folksy feel of the room.

4. Red, green and gold are the classic colours of Christmas, and a sure bet when choosing a theme for the mantelpiece, as this London garland, £250 per m by Maison de Fleurs, demonstrates.

3. Select several garlands and weave them together to create a fabulous one off. This example, created to echo the carving on the fire surround, includes several designs all from VV Rouleaux. Prices per garland from £15.95 to £42.95.

The Tree

*Real or fake, it's up to you but, either way,
Christmas wouldn't be Christmas without a tree*

1. Twinkling fairy lights and a sprinkling of glitter-covered stars makes for an enchanting Nordic-style tree. White and gold stars, £5 for a pack of eight, and Grandis fir tree, £220, all Debenhams.





2. If it's warmth and sparkle you want, fill the branches with gold and silver baubles and add felt animals in rich oranges and browns to soften the effect (top left). All from Marks & Spencer.

3. Ribbon makes a charming alternative to tinsel, while vintage baubles and strands of lametta sparkle in the fairy lights. Pine cones wired to the branches, and straw stars add an old-world air.

4. Peacock hues of turquoise and emerald make a stunning alternative to more traditional colour schemes. The tree is filled with decorations from John Lewis & Partners' Emerald and Sapphire collections.

Pick Your Tree

If you're splashing out on a real tree, it's worth considering where you will position it and how long it will be up before you buy

1. Scots Pine

Fresh green, with a subtle, earthy scent, the Scots Pine's stiff and densely packed branches are ideal for supporting decorations. It also has excellent needle retention, which makes it one of the most popular Christmas varieties.



1
Scots
Pine

2
Blue
Spruce

Arun Callender

2. Blue Spruce

Although really a soft blue-green, in some lights the needles of the Blue Spruce can appear to have a silvery sheen. The silhouette is triangular, which is very appealing, as is its slightly citrus scent. On the downside, the tree tends to shed its needles rapidly.

3. Fraser Fir

With its tightly packed branches, the Fraser Fir's slim shape makes it an ideal choice for smaller spaces. The silvery-green needles, which smell fresh and slightly like turps, don't shed, which is good for families who like to get their tree early in December.

4. Norway Spruce

It was a Norway Spruce that Prince Albert used when he popularised the German custom of decorating a tree at Christmas, which makes this the tree of choice for traditionalists. The fine needles are sweetly scented which makes up for a tendency to drop. ▶



Alun Callender



5
Nordman
Fir

6
Serbian
Spruce

5. Nordman Fir

A lovely racing green, with long needles and open branches, the Nordman Fir is a really elegant tree. The needles give off a delicate citrus scent and they don't shed as rapidly as other trees, but it's a slow-growing variety which can make it expensive.

6. Serbian Spruce

Deep green with heavy, close-growing branches, the Serbian Spruce has a grand appearance. The tree gives off a wonderfully strong, woody fragrance and it has good needle retention. An excellent choice if you're looking for a tree for an entrance hall.



1



2



3



4

Wishlist

Faux Christmas Trees

- 1) Lit noble fir tree, £140, Marks & Spencer.
- 2) Metal silhouette tree, £60, Cox & Cox.
- 3) Norway Spruce, £80, Homebase.
- 4) Arran wool tree, £65, Habitat.
- 5) Silver leaf LED tree, £52.95, Graham & Green.
- 6) Alternative oak Christmas tree, £95, Natural Wood Company at Not on the High Street.
- 7) Pre-lit Lymington, £269, John Lewis & Partners.
- 8) Alternative wooden Christmas tree, £220, Bombus.



5



6



7



8



Table Settings

Try one of these magical table arrangements and delight your guests with a real feast for the eyes this Christmas

1. A suspended centrepiece looks stunning above a narrow table. A silver birch branch, hung from the ceiling, has been decorated with baubles, feathers and ribbons in hues that reflect those in the table setting below. All The White Company.



2. With the addition of pine cones and dried oranges, a simple green garland makes a stylish centrepiece. Personalised Frank menus from Papier, £26 for 20, add to the sense of occasion.



Carolyn Barber



3. Sparklers and indoor fireworks aren't just for Bonfire Night – they can be a brilliant addition to Christmas crackers, and will ramp up the wow factor at the table.

4. Vintage baubles hung from an antique chandelier are a lovely addition to a festive tea party, leaving more room on the table for cakes and other seasonal treats.

Katya de Grunwald



5. Seasonal napkin rings are easy to make – simply tie sprigs of winter foliage and bare twigs to each napkin with velvet ribbon. Here, the foliage has been sprayed gold to match the elegant Sara Miller dinner plates, £64 for four. Add a simple, named parcel tag, and the napkin ring becomes a place card, too.



Rachel Whiting

6. Use the glossy leaves from evergreens, such as camellia or bay, to create striking alternatives to place cards. Write on each leaf in gold or silver pen. Once dry, attach to decorations or tie onto napkins.

7. Place setting baubles are widely available – simply write your guests' names on heavy-duty card and set the decoration on each plate. Add a hand-tied mix of pine, larch or ivy as a finishing touch.



Paul Ryan-Goff

8. A patchwork table runner makes a lovely addition to this vintage-style Christmas table. Alternatively, use an antique textile panel along the centre of the table and select candles and flowers in shades that match.





1



2



3




4

Wishlist

Christmas Crackers


- 1) Partridge crackers, £20 for six, Sara Miller.
- 2) Metallic Glitter crackers, £20 for six, Habitat.
- 3) Ruby Festive Berries Luxury crackers, £15 for 12, John Lewis & Partners.
- 4) Luxury Marble crackers, £45 for six, Cox & Cox.
- 5) Brussels Sprouts crackers, £35 for six, Nancy & Betty Studio.
- 6) Christmas Tree crackers, £55 for six, Thornback & Peel.
- 7) Candy Cane Fringed crackers, £29 for six, Ella James.
- 8) Katie Leamon Marble crackers, £45 for six, Amara.



5



6



7



8

Little Flourishes

Christmas decorations that festoon the house create a wonderfully festive mood and will make friends and family feel especially welcome



Katya de Grunwald



Andreas von Einsiedel



1. It doesn't take much to make a guest bedroom feel extra special – hang a wreath from the door, fill a vase with winter blooms and light a few candles. Look for beaded or mirrored wreaths, which can be re-used as a centrepiece.

2. Decorative and delicious, put out treats for guests to snack on. If you have one, a sculptural Robert Welch Hobart nutcracker, designed in the 1960s and still in production today, really comes into its own at this time of year.

3. A metal or ceramic tray filled with tea lights in attractive glass holders, such as these mismatched Capri tea light holders from One World, would make a magical addition to a sideboard, hall table or even the bathroom.

4. Don't forget to add a few touches to the kitchen. Sprigs of holly, strands of ivy or winter stems laden with berries look beautiful trailed along shelves and window sills.

5. Decorations at the approach to your home, such as these mini wreaths from VV Rouleaux, prepare visitors for what is to come. Outdoor candles are lovely for guests arriving after dark.



David Parmiter

David Parmiter



6. Make the most of the Christmas cards you receive and clip them to a string of fairy lights like this Gold Leaves LED garland, £40, from the National Trust.

7. Illuminate your collections with trails of LED lights. A vintage cabinet filled with presents and collectables is lit up and topped with a miniature tree.



MAKE IT PERSONAL

Decorations

The shops are filled with tempting designs, but it's always rewarding to make your own



Origami discs sewn in strands make an attractive alternative to traditional paperchains.

1929	JANUARY	1928
Sun	6 13 20 27	
Mon	7 14 21 28	
Tue	1 8 15 22 29	
Wed	2 9 16 23 30	
Thu	3 10 17 24 31	
Fri	4 11 18 25	
Sat	5 12 19 26	

Carolyn Barber



Carolyn Barber

Cookie cutters make quirky and stylish decorations.



Carolyn Barber

Capture the eternal appeal of the snow globe and make your own version.

1 Snow Globe: Take an old jam jar and, using strong adhesive, glue festive decorations to the inside of the lid. Cake toppers are ideal as they are the perfect size. Once the glue has dried, fill the jar with water and stir in a tablespoon of glycerine. Add two or three teaspoons of glitter and then screw the lid tightly into place. Shake the jar to set the snowstorm in motion and place on a mantelpiece or window sill.



Jan Baldwin

Thrifty and romantic, little jam jars make lovely tea light holders.

2 Customise Baubles: Liven up inexpensive, shop-bought baubles with glitter, glue and sequins. Make sure the baubles are dry and clean, then draw a pattern in glue on the surface. Cover in glitter or sequins, then shake off any excess and leave to dry.

3 Hanging Tea Lights: Small jam jars make excellent tea light holders. Take a length of fine wire and wind it around the ridged rim. Twist the ends together to secure. Next, take another length of wire to create a handle. Attach by twisting each end around the first length of wire. Finally, decorate with rosehips or sprigs of holly.

4 Pine Cones: Spray pine cones with silver, gold or even bright pink or snow white and then attach them onto the tree with wire, or arrange along the mantelpiece.

5 Cookie Cutters: Christmas-themed cookie cutters backed with wallpaper samples, festive wrapping paper or bright foil look lovely strung along a kitchen shelf or hanging from the tree. Alternatively, back star-shaped or gingerbread men cutters with tissue paper and stand them in front of the window for a stained glass effect.

6 Paper Garlands: Make garlands from pretty origami papers or pre-cut tissue paper that you can buy from craft stores. Machine sew together or glue two pieces with a strand of ribbon sandwiched between them.

7 Tree Trimmings: Use off-cuts from the tree to create seasonal displays that not only look good but smell wonderful, too. Arrange stems in tall vases, and finish off with shiny baubles and fairy lights.

MAKE IT PERSONAL

Wrapping

Think outside the box when it comes to wrapping up gifts for friends and family



1 Old Brooches or Buckles: It's the finishing touches that really make a difference when it comes to gift wrapping. Look out for old brooches, buckles and buttons that can be threaded or pinned into place as you tie up your ribbon.

2 Stamps and Stencils: Use themed stamps to customise brightly coloured plain wrapping paper. Designs such as stars or holly sprigs make great repeat patterns, while gold and silver inks are particularly festive.

3 Old Photographs: If you have access to a photocopier, use old photographs to make really fun personal wrap. Arrange favourite photos on the copier and then set to A3, black and white. Run a plain white test sheet to check you are happy with the arrangement. Then place your chosen base paper in the machine. Brown parcel paper is especially effective.



A piece of antique costume jewellery is a luxurious final touch to a special gift.

Kaya de Grunwald

4 Crackers: The classic Christmas cracker shape is easy to make from scratch and ideal for small gifts. Use a household cardboard roll as your base. Place the gift inside the tube, take a sheet of paper roughly twice the width of the tube and secure with tape. Tie with ribbon.

5 Off the Wall: Think laterally when looking for interesting wrapping paper. Spare lengths of wallpaper can make an excellent alternative to store-bought wrap. Newspaper is another fun alternative: the *Financial Times*, printed on pink paper, is notably attractive. Fabric offcuts are also an appealing option.



Leftover wallpaper and even lengths of fabric are excellent for wrapping your presents.

Carolyn Barber



1



2



3



4

Wishlist

Wrapping Paper

- 1) Plain red wrap, £12.50 per 10m roll, Cox & Cox.
- 2) Snowflake, £12.60 for six sheets, Elvira van Vredenburg at Not on the High Street.
- 3) Red and silver Christmas wrap set, £4.99, Studio.
- 4) Snowflake, £2.50 per sheet, Cambridge Imprint.
- 5) Pine Cones, £11.90 for five sheets, Nancy & Betty Studio.
- 6) Golden Clouds Folk wrapping paper, £3 per sheet, Rowen & Wren.
- 7) Penguin Christmas gift set, £3, Laura Crow.
- 8) Robin & Holly wrap, £6.25 for six sheets, Thornback & Peel.



5



6



7



8

Stockists



Getty Images

A

Amara 0800 587 7645; amara.com

B

Bombus 01227 751615; bombus.co.uk

C

Cambridge Imprint 07732 131135;

cambridgeimprint.co.uk

Cox & Cox 0330 333 2123;

coxandcox.co.uk

D

Debenhams 0344 800 8877;

debenhams.com

Dunelm 0345 165 6565; dunelm.com

E

Ella James 01572 759190; ellajames.co.uk

G

George Home 0800 952 0101;

direct.asda.com

Graham & Green 01225 418200;

grahamandgreen.co.uk

H

Habitat 0344 499 4686; habitat.co.uk

Handy Candy 0330 088 2460;

handycandy.co.uk

Homebase 0345 077 8888; homebase.co.uk

J

John Lewis & Partners 0345 604 9049;

johnlewis.com

L

Laura Crow etsy.com/uk/shop/itslauracrow

M

Maison de Fleurs 020 7720 3777;

maisondefleurs.co.uk

Marks & Spencer 0333 014 8000;

marksandspencer.com

N

Nancy & Betty Studio 01227 714766;

nancyandbetty.com

National Trust Shop 0300 123 2025;

shop.nationaltrust.org.uk

Not on the High Street 020 3318 5115;

notonthehighstreet.com

O

One World 01428 651087; one.world

P

Papier 020 7770 6477; papier.com

R

RE 01434 634567; re-foundobjects.com

Retro Sweets 01670 458022;

retrosweets.co.uk

Robert Welch 01386 840522;

robertwelch.com

Rowen & Wren 01276 451077;

rowenandwren.co.uk

S

Sara Miller saramiller.london

Studio studio.co.uk

T

Talking Tables 020 7627 6767;

talkingtables.co.uk

Thornback & Peel 020 7242 7478;

thornbackandpeel.co.uk

V

VV Rouleaux 020 7224 5179;

vrouleaux.com

W

The White Company 020 3758 9222;

thewhitecompany.com