

Simply Sewing

FRESH IDEAS WITH FABRIC

HOW TO PRINT THIS PATTERN

Print out this 30-page PDF on to A4 paper. Trim away the shaded border from each page and position the pages as below to assemble the pattern...

<p>Simply Sewing FRESH IDEAS WITH FABRIC</p> <p>1</p> <p>DENIM CROWNS, SEASIDE KEYRINGS, CHAIN STITCH LETTERS AND KIRSTY HARTLEY'S SEW ALONG</p> <p>6</p> <p>TEST SQUARE 10cm x 10cm</p>	<p>FISH CUT 1</p> <p>2</p> <p>SEASIDE KEYRINGS PAGE 53</p> <p>TURTLE CUT 1 SHELL DETAIL CUT 5</p> <p>SEAHORSE CUT 2</p> <p>7</p> <p>DENIM CROWN & TIARA PAGE 73</p> <p>TIARA CUT 2</p> <p>FLOWER CUT 1</p> <p>PETAL CUT 5</p>	<p>3</p> <p>CHAIN STITCH PAGE 65</p> <p>LETTER AND FLOWER TEMPLATES</p> <p>8</p> <p>CAMERA STRAP PAGE 41</p> <p>CUT 4</p> <p>9</p> <p>CROWN CUT 2</p>	<p>4</p> <p>11</p> <p>9</p> <p>12</p>	<p>5</p> <p>10</p>
---	---	--	---	----------------------------------

<p>Simply Sewing FRESH IDEAS WITH FABRIC</p> <p>13</p> <p>18</p> <p>SHIRT DRESS SIZE CHART</p> <p>SIZE</p> <table border="1"> <thead> <tr> <th>SIZE</th> <th>1</th> <th>2</th> <th>3</th> <th>4</th> <th>5</th> <th>6</th> <th>7</th> <th>8</th> <th>9</th> <th>10</th> <th>11</th> <th>12</th> <th>13</th> <th>14</th> <th>15</th> <th>16</th> <th>17</th> <th>18</th> <th>19</th> <th>20</th> <th>21</th> <th>22</th> <th>23</th> <th>24</th> <th>25</th> </tr> </thead> <tbody> <tr> <td>BUST</td> <td>85</td> <td>90</td> <td>95</td> <td>100</td> <td>105</td> <td>110</td> <td>115</td> <td>120</td> <td>125</td> <td>130</td> <td>135</td> <td>140</td> <td>145</td> <td>150</td> <td>155</td> <td>160</td> <td>165</td> <td>170</td> <td>175</td> <td>180</td> <td>185</td> <td>190</td> <td>195</td> <td>200</td> </tr> <tr> <td>WAIST</td> <td>70</td> <td>75</td> <td>80</td> <td>85</td> <td>90</td> <td>95</td> <td>100</td> <td>105</td> <td>110</td> <td>115</td> <td>120</td> <td>125</td> <td>130</td> <td>135</td> <td>140</td> <td>145</td> <td>150</td> <td>155</td> <td>160</td> <td>165</td> <td>170</td> <td>175</td> <td>180</td> <td>185</td> </tr> <tr> <td>LENGTH</td> <td>100</td> <td>105</td> <td>110</td> <td>115</td> <td>120</td> <td>125</td> <td>130</td> <td>135</td> <td>140</td> <td>145</td> <td>150</td> <td>155</td> <td>160</td> <td>165</td> <td>170</td> <td>175</td> <td>180</td> <td>185</td> <td>190</td> <td>195</td> <td>200</td> <td>205</td> <td>210</td> <td>215</td> </tr> </tbody> </table> <p>CENTRE FRONT CUT 2</p> <p>19</p> <p>20</p> <p>21</p> <p>22</p> <p>23</p> <p>24</p> <p>25</p>	SIZE	1	2	3	4	5	6	7	8	9	10	11	12	13	14	15	16	17	18	19	20	21	22	23	24	25	BUST	85	90	95	100	105	110	115	120	125	130	135	140	145	150	155	160	165	170	175	180	185	190	195	200	WAIST	70	75	80	85	90	95	100	105	110	115	120	125	130	135	140	145	150	155	160	165	170	175	180	185	LENGTH	100	105	110	115	120	125	130	135	140	145	150	155	160	165	170	175	180	185	190	195	200	205	210	215	<p>14</p> <p>15</p> <p>SHIRT DRESS PAGE 40</p> <p>16</p> <p>17</p> <p>BODICE BACK CUT 1 ON FOLD</p>	<p>14</p> <p>15</p> <p>16</p> <p>17</p> <p>19</p> <p>20</p> <p>21</p> <p>22</p> <p>23</p> <p>24</p> <p>25</p>	<p>14</p> <p>15</p> <p>16</p> <p>17</p> <p>19</p> <p>20</p> <p>21</p> <p>22</p> <p>23</p> <p>24</p> <p>25</p>	<p>14</p> <p>15</p> <p>16</p> <p>17</p> <p>19</p> <p>20</p> <p>21</p> <p>22</p> <p>23</p> <p>24</p> <p>25</p>
SIZE	1	2	3	4	5	6	7	8	9	10	11	12	13	14	15	16	17	18	19	20	21	22	23	24	25																																																																																
BUST	85	90	95	100	105	110	115	120	125	130	135	140	145	150	155	160	165	170	175	180	185	190	195	200																																																																																	
WAIST	70	75	80	85	90	95	100	105	110	115	120	125	130	135	140	145	150	155	160	165	170	175	180	185																																																																																	
LENGTH	100	105	110	115	120	125	130	135	140	145	150	155	160	165	170	175	180	185	190	195	200	205	210	215																																																																																	

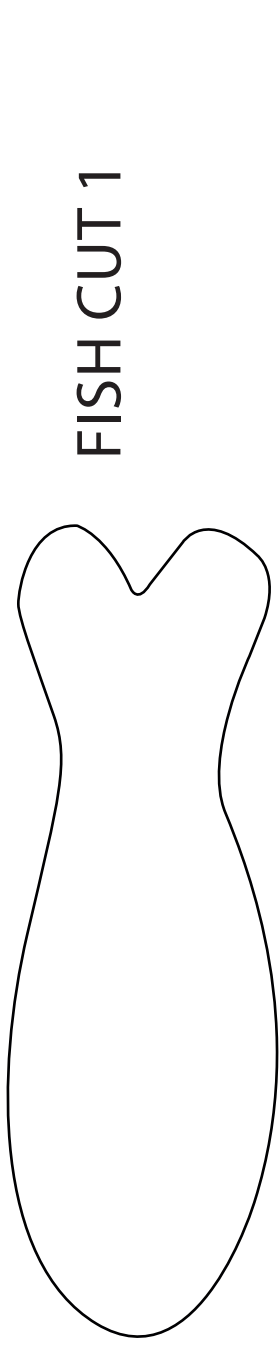
These patterns are provided as a guide only. They are not intended to be used as a substitute for professional advice. The author and publisher accept no liability for any loss or damage, however caused, in connection with the use of these patterns. The author and publisher accept no liability for any loss or damage, however caused, in connection with the use of these patterns.

4. King
WITH FABRIC


SEASIDE KEYRINGS,
TERS AND KRSTY
EW ALONG

to stitch seaside

wn and tiara, chain
s, and Kirsty Hartley's
j dress.



FISH CUT 1




TURTLE CUT 1
SHELL DETAIL CUT 5

SEASIDE KEYRINGS


PAGE 53

ACTUAL SIZE



HORSE
CUT 1
CUT 2





CHAIN STITCH

PAGE 65

ACTUAL SIZE

LETTER AND FLOWER
TEMPLATES

U U U U U
V V V V V

Handwritten text in a cursive script, possibly representing the word "Kiss".

DENIM CROWNS, SE
CHAIN STITCH LET
HARTLEY'S SE

TEST SQUARE
10 cm x 10 cm

Use these templates


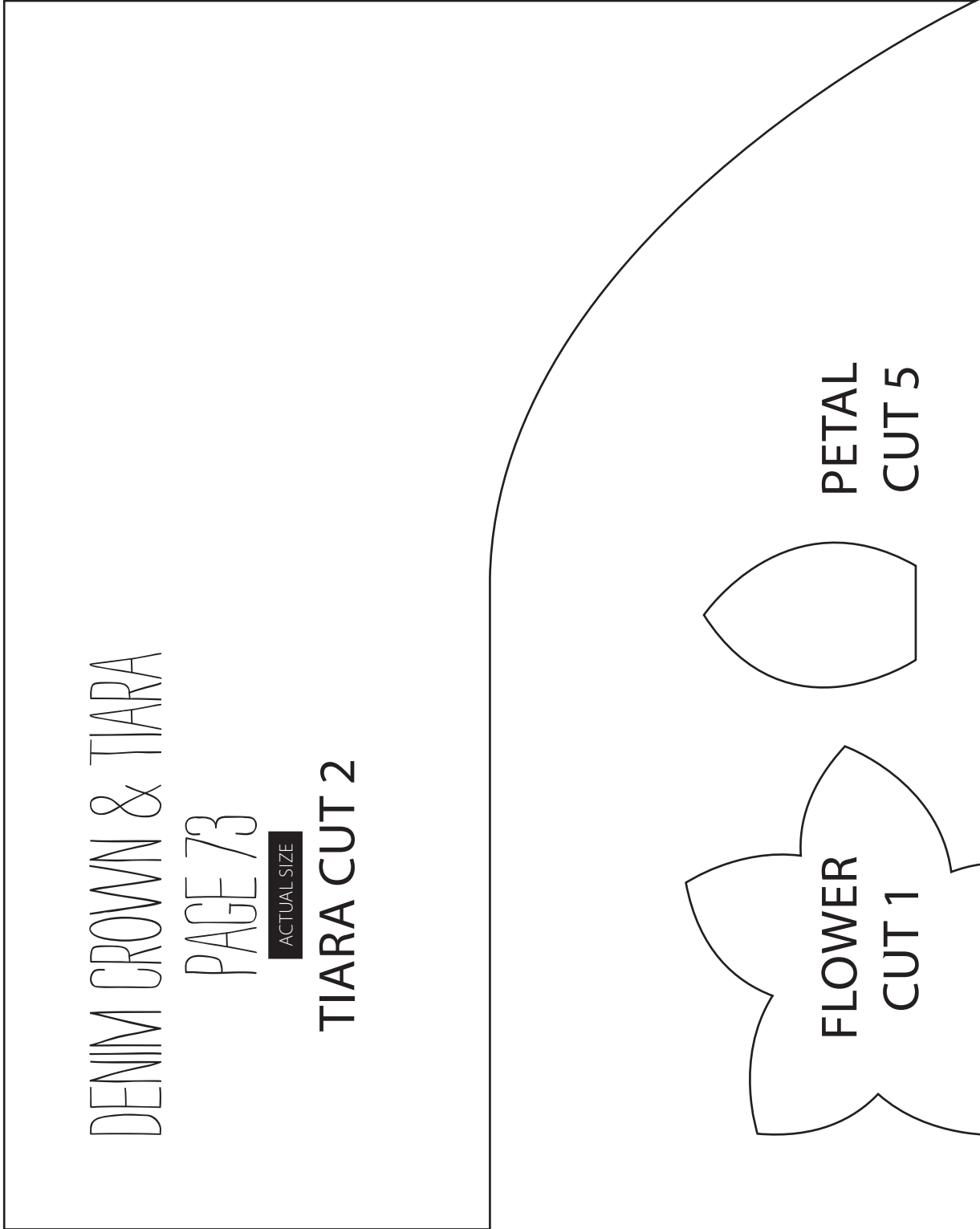
keyrings, a denim crown
stitch letters and flower:
sew along

DENIM CROWN & TIARA

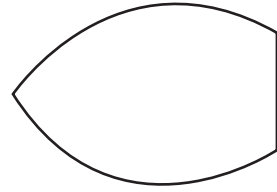
PAGE 73

ACTUAL SIZE

TIARA CUT 2



PETAL
CUT 5



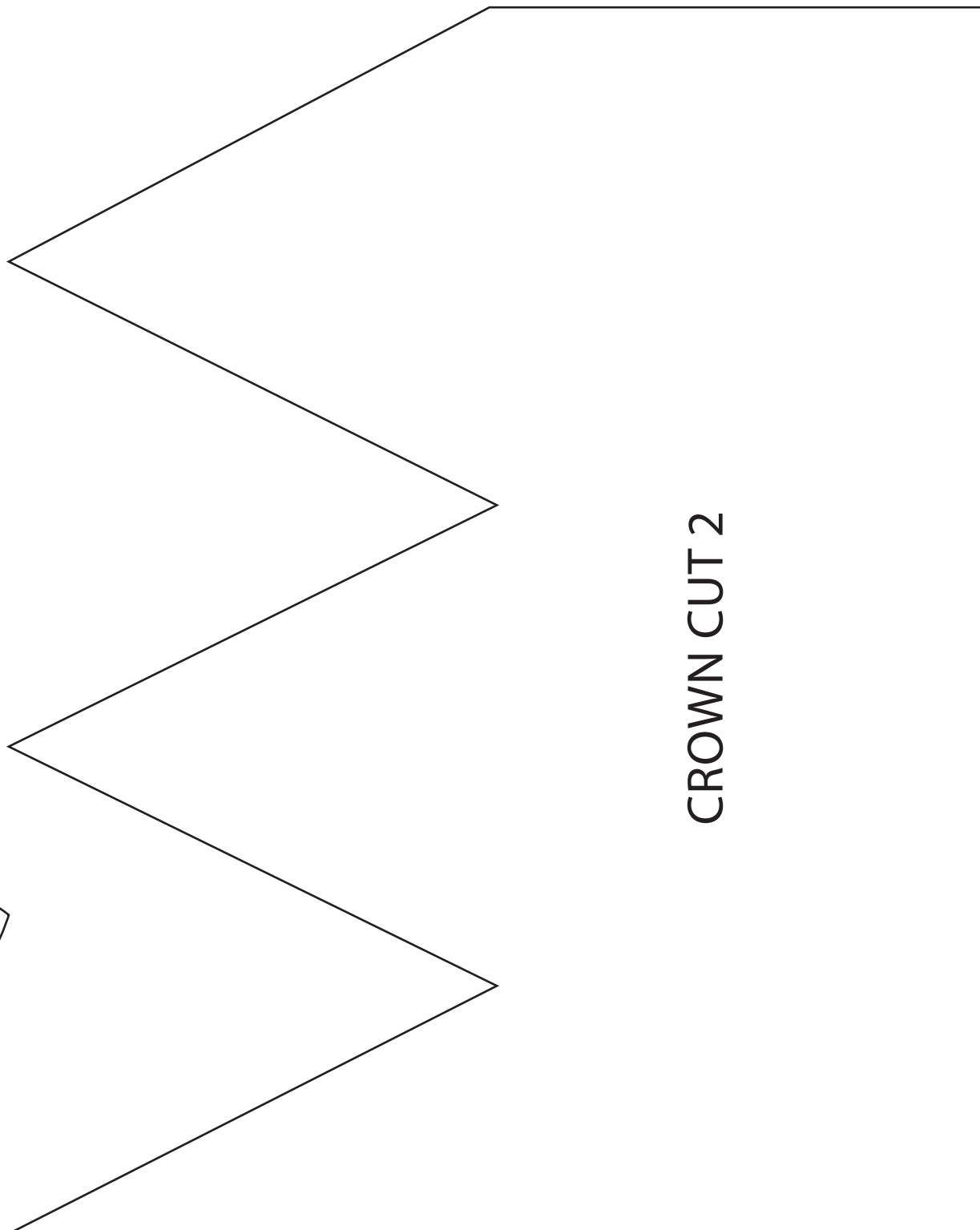
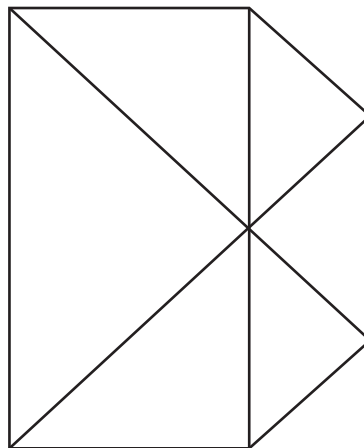
SEAH
CU
FIN C

CAMERA STRAP

PAGE 41

ACTUAL SIZE

CUT 4



CROWN CUT 2

A B C D E

F G H I J

2020

Projects from *Simply Sewing*. The copyright for these templates belongs to the designer of the project. They work hard to create projects for you to distribute their work without permission. Please do not make any part of the templates or instructions available to others through your website or by any other means without our permission. Copyright law protects creative work and unauthorised copying is illegal. We appreciate your help.

2

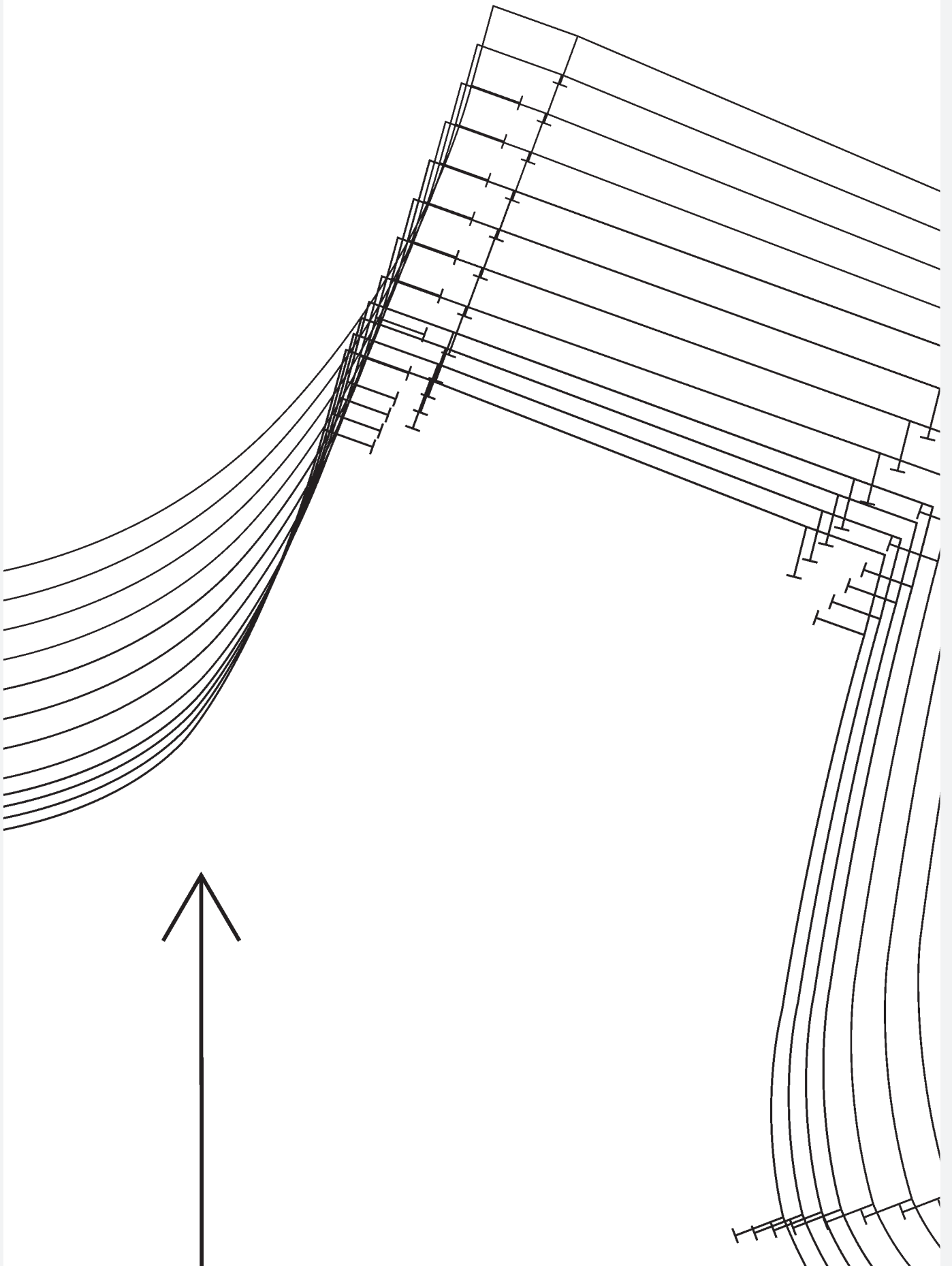
2




Thank you for making these p
enjoy, so please don't re-sell c
or a third party website, or coi

Simply.
SEWING
FRESH IDEAS WITH FABRIC

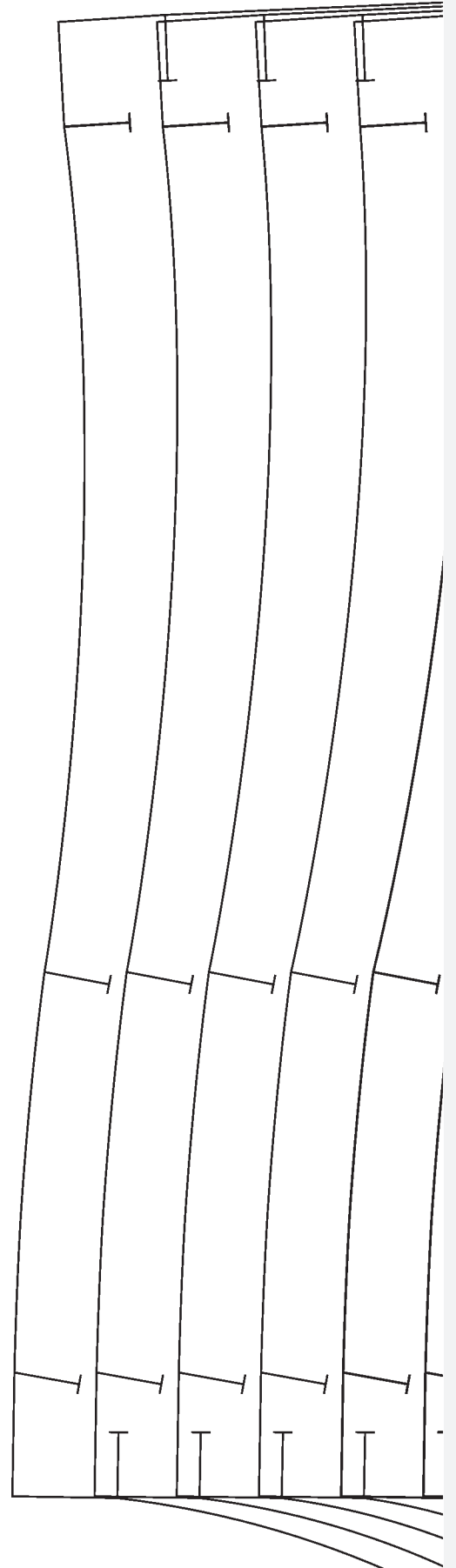








SHIRT DRESS
PAGE 60

ACTUAL SIZE







DICE BACK

CENTRE
BACK



CUT 1 ON
FOLD



SHIRT DRESS SIZING CHART

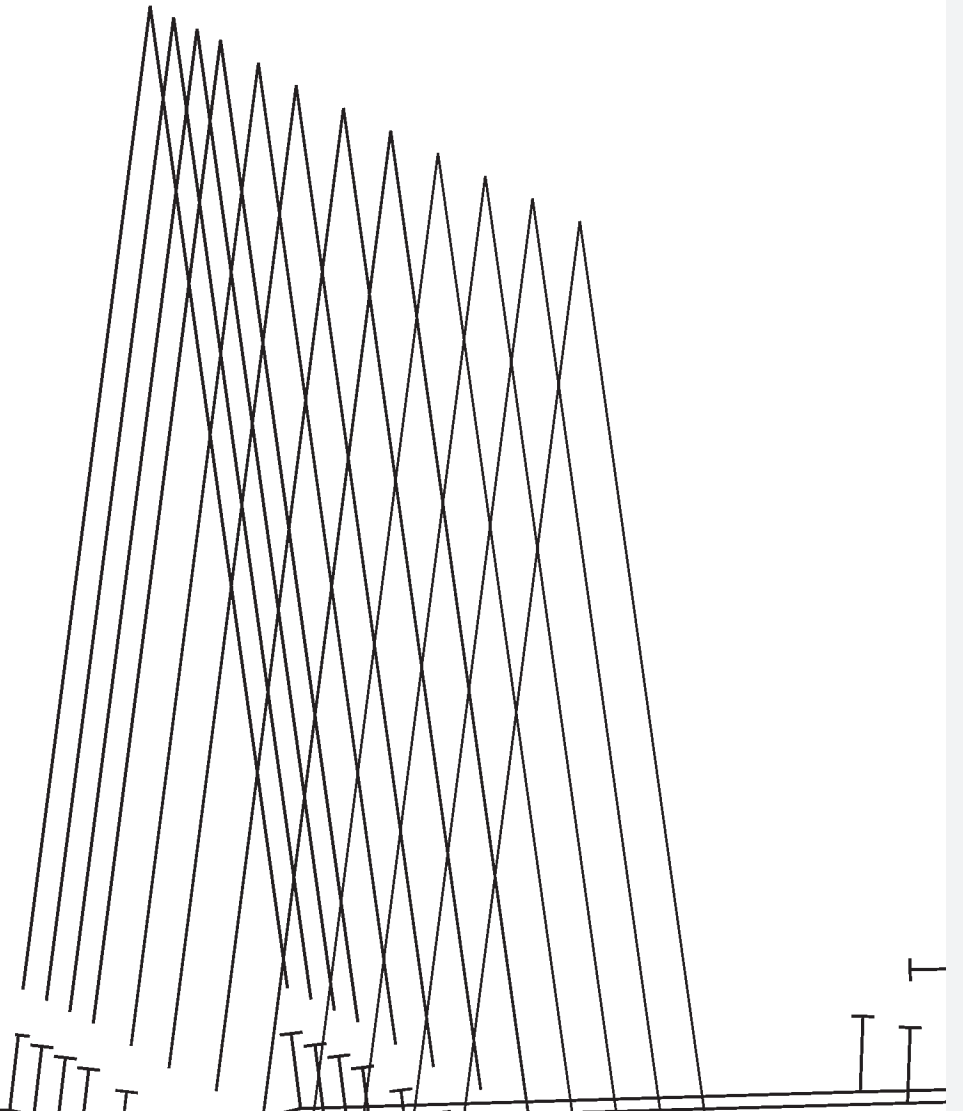
SIZE	1	2	3	4	5	6	7	8	9	10	11	12
BUST	81	84	86	89	92.5	98	103	108	113	118	123	128.5
	32	33	34	35	36½	38½	40½	42½	44½	46½	48½	50½
WAIST	61	63.5	66	68.5	72	77.5	82.5	87.5	92.5	98	103	108
	24	25	26	27	28½	30½	32½	34½	36½	38½	40½	42½
HIP	86	89	91	94	98	103	108	113	118	123	128.5	133.5
	34	35	36	37	38½	40½	42½	44½	46½	48½	50½	52½

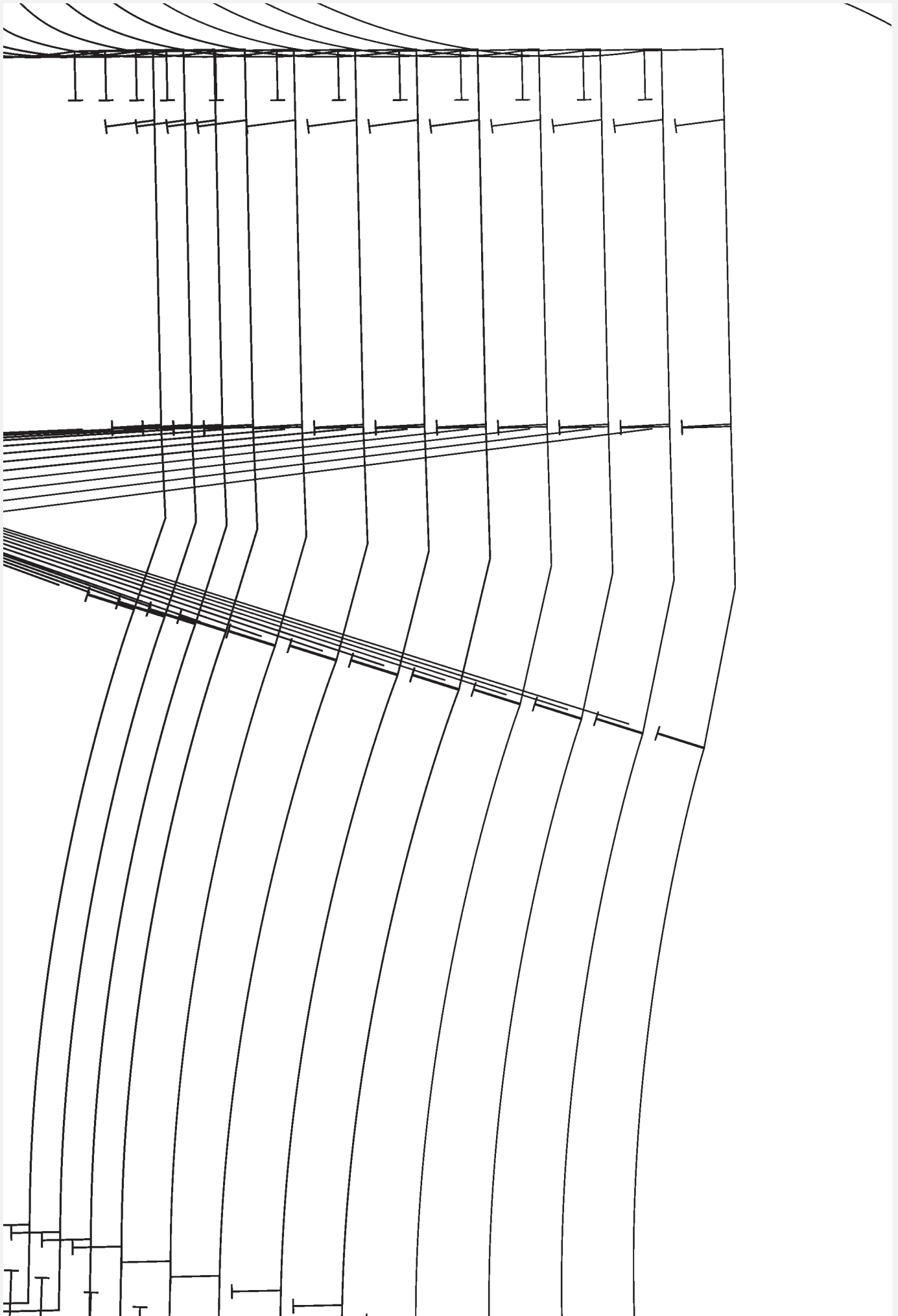


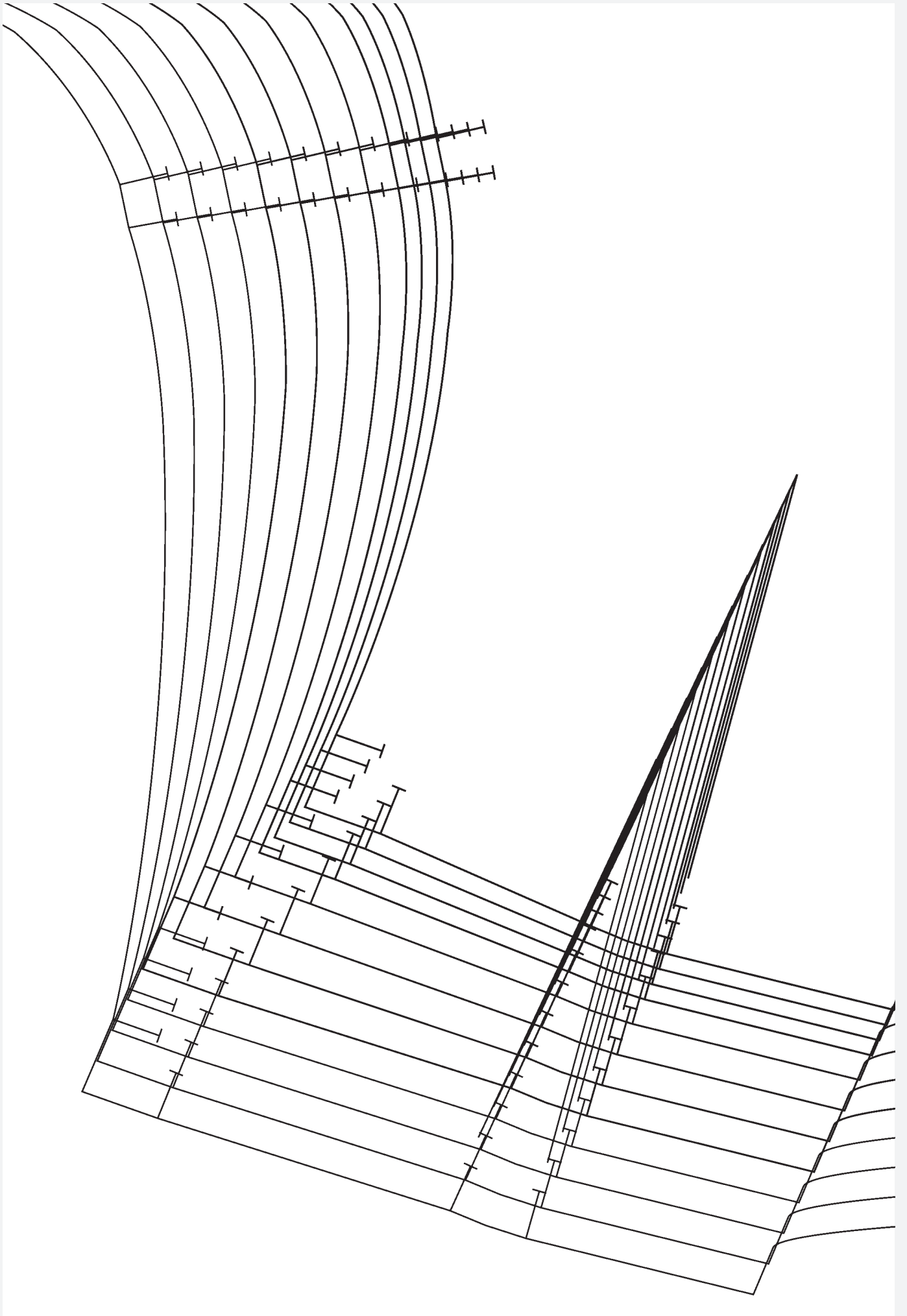
NTRE
ONT

T 2


BODICE FRONT







BO



Thank you for making these projects from *Simply Sewing*. The copyright for these templates belongs to the designer of the project. They work hard to create projects for you to enjoy, so please don't re-sell or distribute their work without permission. Please do not make any part of the templates or instructions available to others through your website or a third party website, or copy it multiple times without our permission. Copyright law protects creative work and unauthorised copying is illegal. We appreciate your help.



