

# Simply Sewing

FRESH IDEAS WITH FABRIC

## HOW TO PRINT THIS PATTERN


Print out this 30-page PDF on to A4 paper. Trim away the shaded border from each page and position the pages as below to assemble the pattern...

<p>ESSENTIAL SKILLS <b>1</b></p>	<p>POCKET PATTERN (cut one pair) <b>2</b></p>	<p><b>3</b></p>	<p><b>4</b></p>	<p><b>5</b></p>
<p>Simply Sewing FRESH IDEAS WITH FABRIC Use these templates to sew a replica mat, cushion, pocket and apron.</p> <p>DEMI UPPERCHEARTS <b>6</b></p> <p>EARS (Cut 2 ear fronts) (Cut 2 ear backs) <b>11</b></p>	<p>POCKET LINE</p> <p>NOSE (cut 1) <b>12</b></p> <p>MOUTH (cut 1)</p> <p>WHISKERS (cut 2 of each)</p> <p>SIDE NOSE (cut 2) <b>7</b></p>	<p><b>8</b></p>	<p>SCHOOL ESSENTIALS APRON</p> <p><b>9</b></p>	<p><b>10</b></p>
<p>PLAY MAT <b>11</b></p> <p>EYE CENTRE (cut 2) <b>11</b></p>	<p><b>13</b></p>	<p><b>14</b></p>	<p><b>15</b></p>	<p><b>15</b></p>



<p>KEY</p> <ul style="list-style-type: none"> <li>--- SIZE 6-8</li> <li>- - - - SIZE 10-12</li> <li>..... SIZE 14-16</li> <li>..... SIZE 18-20</li> <li>..... SIZE 22-24</li> </ul> <p><b>16</b></p>	<p><b>17</b></p>	<p><b>18</b></p>	<p><b>19</b></p>	<p><b>20</b></p>
<p>Simply Sewing FRESH IDEAS WITH FABRIC Use this template to sew the sweatshirt.</p> <p><b>21</b></p>	<p><b>22</b></p>	<p>SWEATSHIRT FRONT AND BACK <b>23</b></p>	<p><b>24</b></p>	<p>CENTRE <b>25</b></p>
<p><b>26</b></p>	<p><b>27</b></p>	<p><b>28</b></p>	<p><b>29</b></p>	<p><b>30</b></p>


**ng**  
BRIC  
he play mat,  
pron.

# ESSENTIAL SKILLS



POCKET PATTERN  
(Cut one pair)





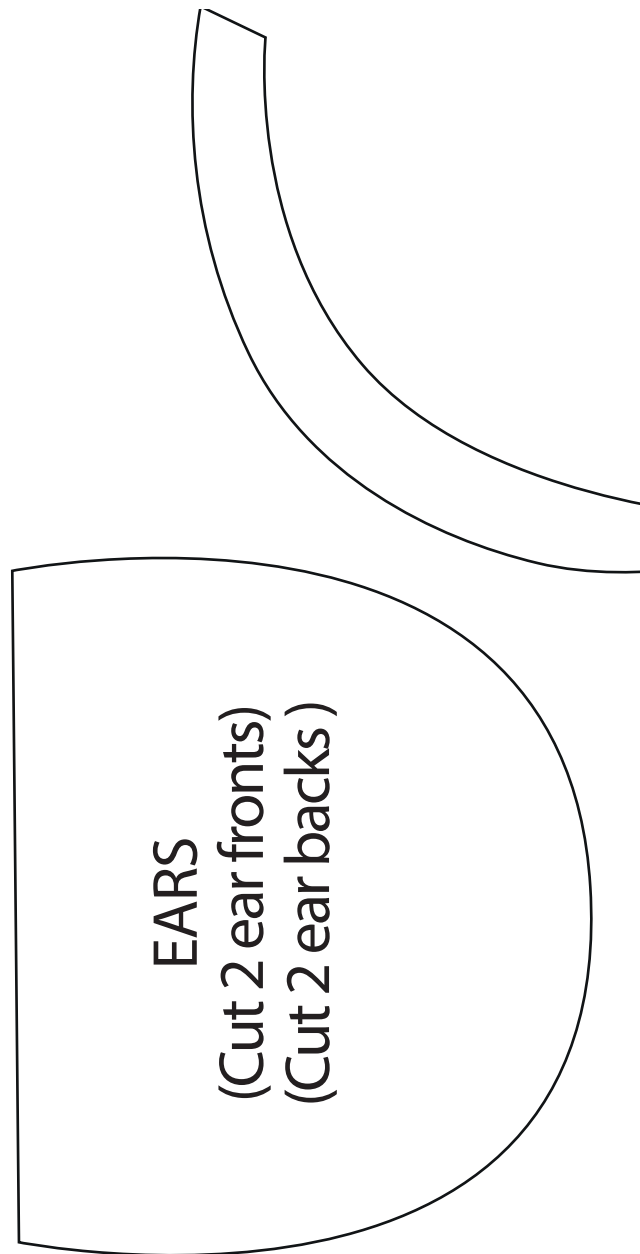
ST

Thank you for making these projects from *Simply Sewing*. The copyright for these templates belongs to the designer of the project. They work hard to create projects for you to enjoy, so please don't re-sell or distribute their work without permission. Please do not make any part of the templates or instructions available to others through your website or a third party website, or copy it multiple times without our permission. Copyright law protects creative work and unauthorised copying is illegal. We really appreciate your help. Find more templates and ideas at [www.simplysewingmag.com](http://www.simplysewingmag.com)

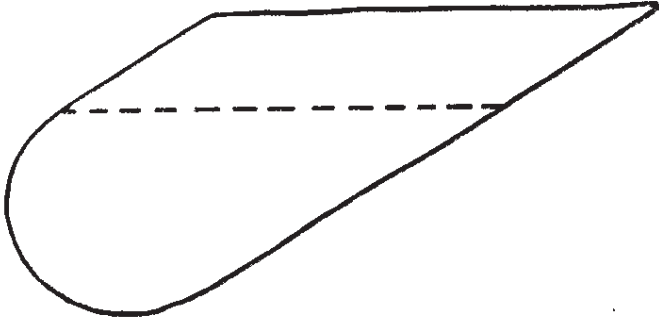
# Simply. **SEW!**

FRESH IDEAS WITH FA

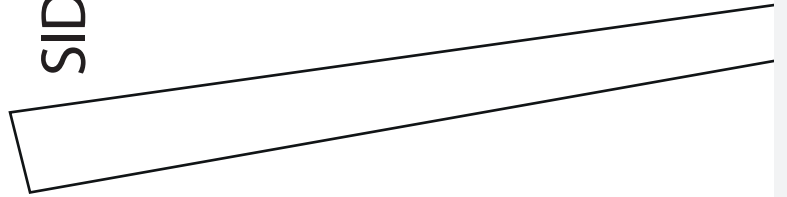
Use these templates to sew the pillow cushion, pocket and apron



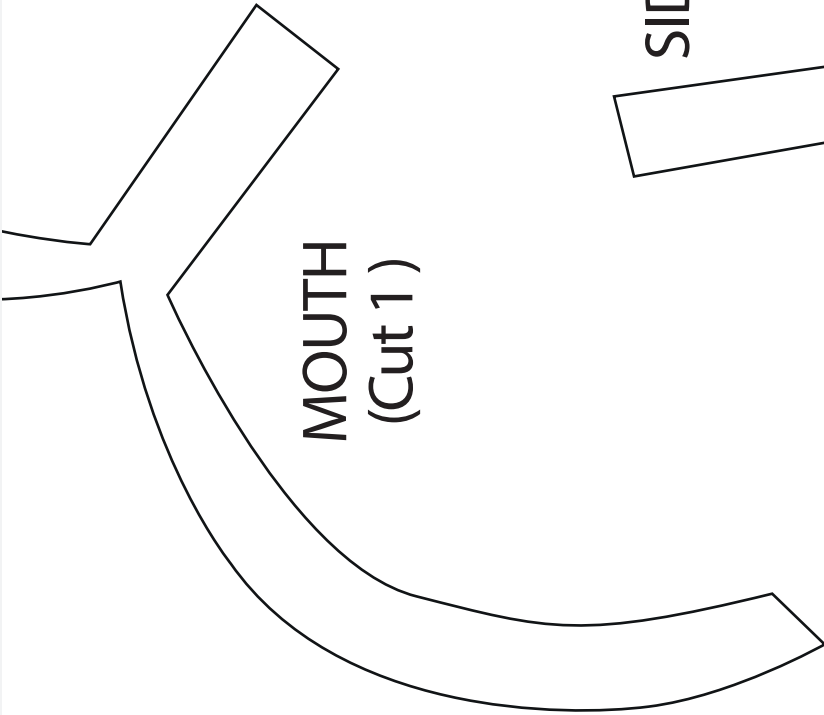
DENIM UPCYCLE  
HEARTS




**SIDENOSE**  
(Cut 2)



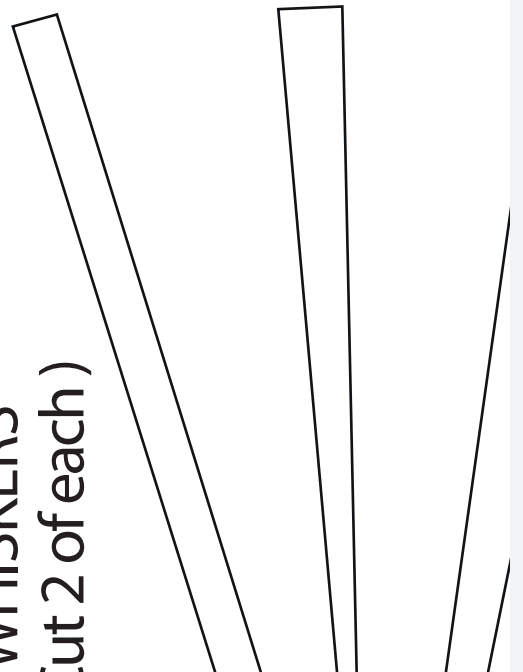
**MOUTH**  
(Cut 1)




**NOSE**  
(Cut 1)



**WHISKERS**  
(Cut 2 of each)








# SCHOOL ESSENTIALS

## APRON


## POCKET LINE





# PLAY MAT

EYE CENTRE  
(Cut 2)



NOS  
(Cut 1)

(Cut 2)








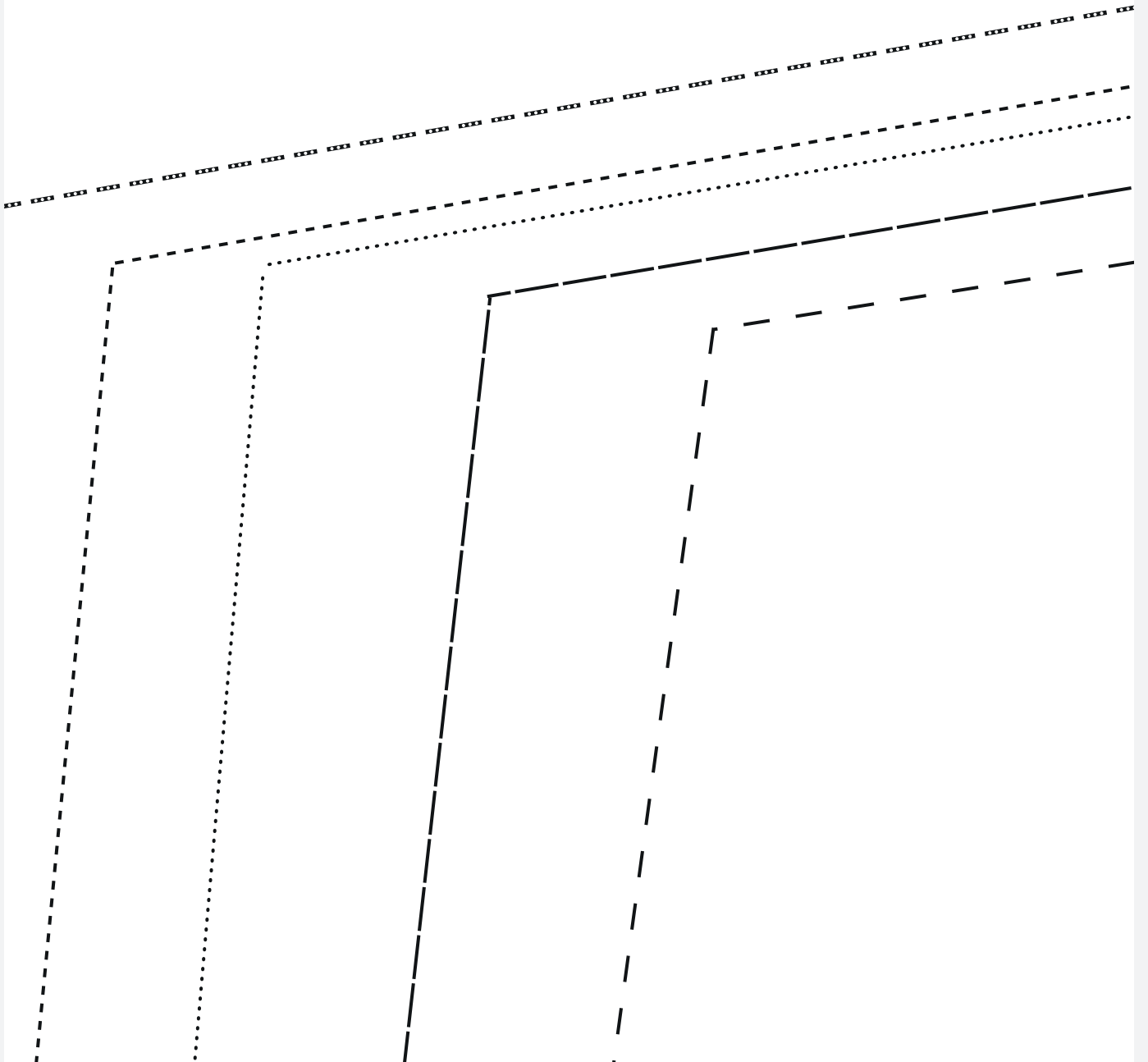


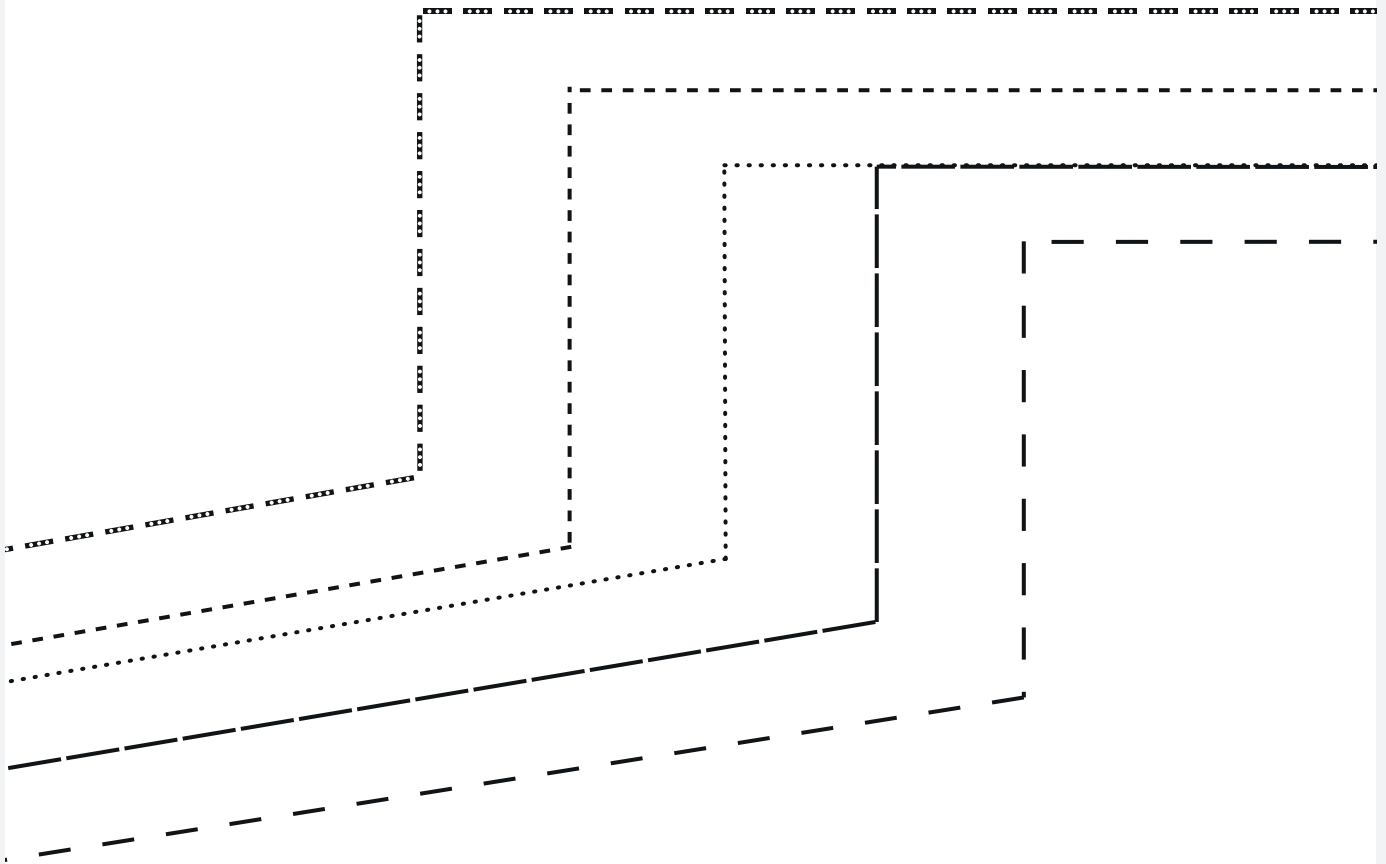


**ng**  
BRIC  
sweatshirt.


KEY	
- - -	SIZE 6-8
---	SIZE 10-12
.....	SIZE 14-16
----	SIZE 16-18
-----	SIZE 18-20







-----  
-----  
-----  
-----




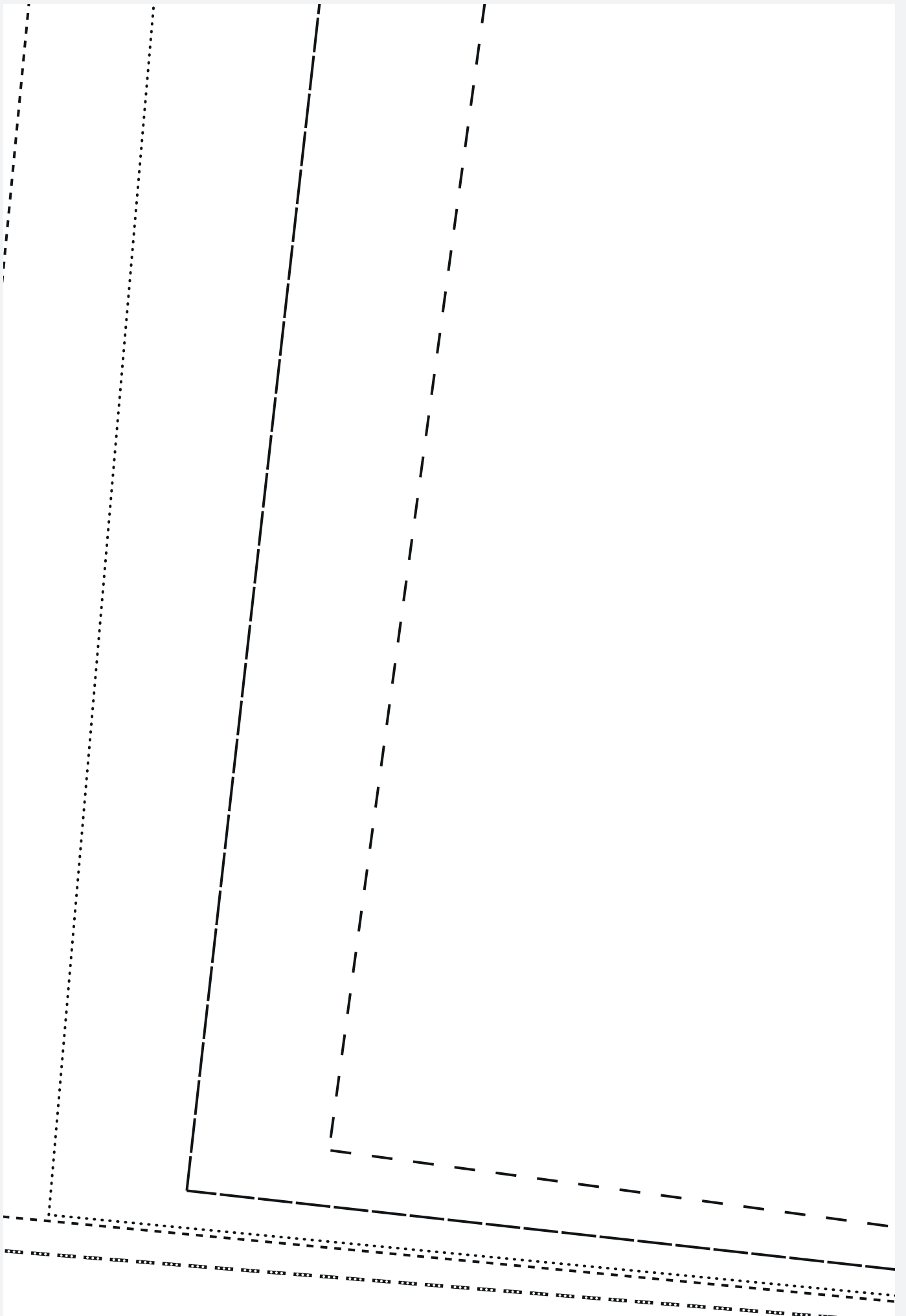
Thank you for making these projects from *Simply Sewing*. The copyright for these templates belongs to the designer of the project. They work hard to create projects for you to enjoy, so please don't re-sell or distribute their work without permission. Please do not make any part of the templates or instructions available to others through your website or a third party website, or copy it multiple times without our permission. Copyright law protects creative work and unauthorised copying is illegal. We really appreciate your help. Find more templates and ideas at [www.simplysewingmag.com](http://www.simplysewingmag.com)

# Simply **SEW!**

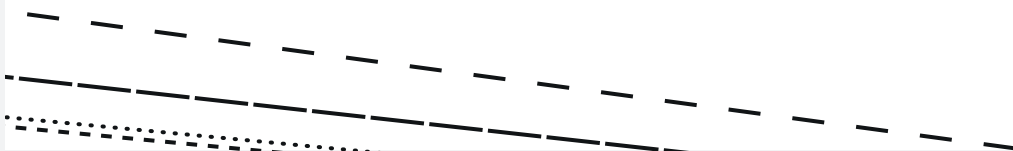
FRESH IDEAS WITH FA

Use this template to sew the swea

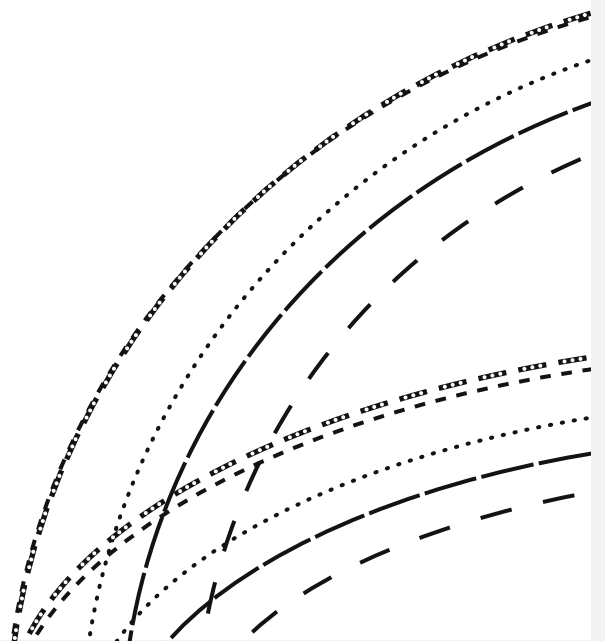





SWEATSHIRT  
FRONT AND BACK







CENTRE

