

# Simply Sewing

FRESH IDEAS WITH FABRIC

## HOW TO PRINT THIS PATTERN

Print out this 30-page PDF on to A4 paper. Trim away the shaded border from each page and position the pages as below to assemble the pattern...

**Simply Sewing**  
FRESH IDEAS WITH FABRIC  
Use these templates to make the stockings, and advent calendar from issue 21.

**CHRISTMAS WAKES**  
PAGE 11

**CHRISTMAS WAKES**  
PAGE 12

**CHRISTMAS WAKES**  
PAGE 13

**CHRISTMAS WAKES**  
PAGE 14

**CHRISTMAS WAKES**  
PAGE 15

1 2 3 4 5

6 7 8 9 10

11 12 13 14 15

ABCDEFGHIJKLMNOPQRSTUVWXYZ

**Simply Sewing**  
FRESH IDEAS WITH FABRIC  
Use these templates to make the gift tags, advent calendar and wreath from issue 21.

**CHRISTMAS WAKES**  
PAGE 16

**CHRISTMAS WAKES**  
PAGE 17

**CHRISTMAS WAKES**  
PAGE 18

**CHRISTMAS WAKES**  
PAGE 19

**CHRISTMAS WAKES**  
PAGE 20

**CHRISTMAS WAKES**  
PAGE 21

**CHRISTMAS WAKES**  
PAGE 22

**CHRISTMAS WAKES**  
PAGE 23

**CHRISTMAS WAKES**  
PAGE 24

**CHRISTMAS WAKES**  
PAGE 25

**CHRISTMAS WAKES**  
PAGE 26

**CHRISTMAS WAKES**  
PAGE 27

**CHRISTMAS WAKES**  
PAGE 28

**CHRISTMAS WAKES**  
PAGE 29

**CHRISTMAS WAKES**  
PAGE 30


16 17 18 19 20

21 22 23 24 25

26 27 28 29 30

TEST SQUARE 10x10cm

**ng**  
ERIC  
ie stockings,  
ranging  
62.



**B  
C  
D  
E**

R R R

R R R

R R R

L M N O P Q R S T U V

**SIMPLY**

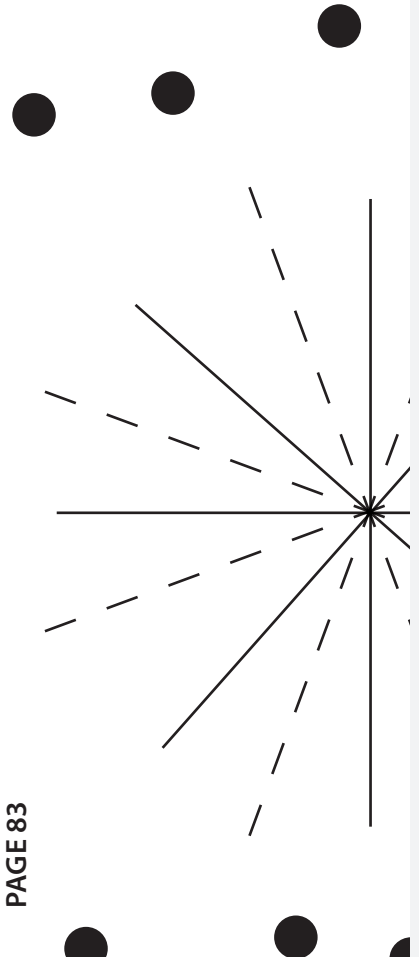
Thank you for making these projects from *Simply Sewing*. The copyright for these templates belongs to the designer of the project. They work hard to create projects for you to enjoy, so please don't re-sell or distribute their work without permission. Please do not make any part of the templates or instructions available to others through your website or a third party website, or copy it multiple times without our permission. Copyright law protects creative work and unauthorised copying is illegal. We really appreciate your help. Find more templates and ideas at [www.simplysewingmag.com](http://www.simplysewingmag.com)

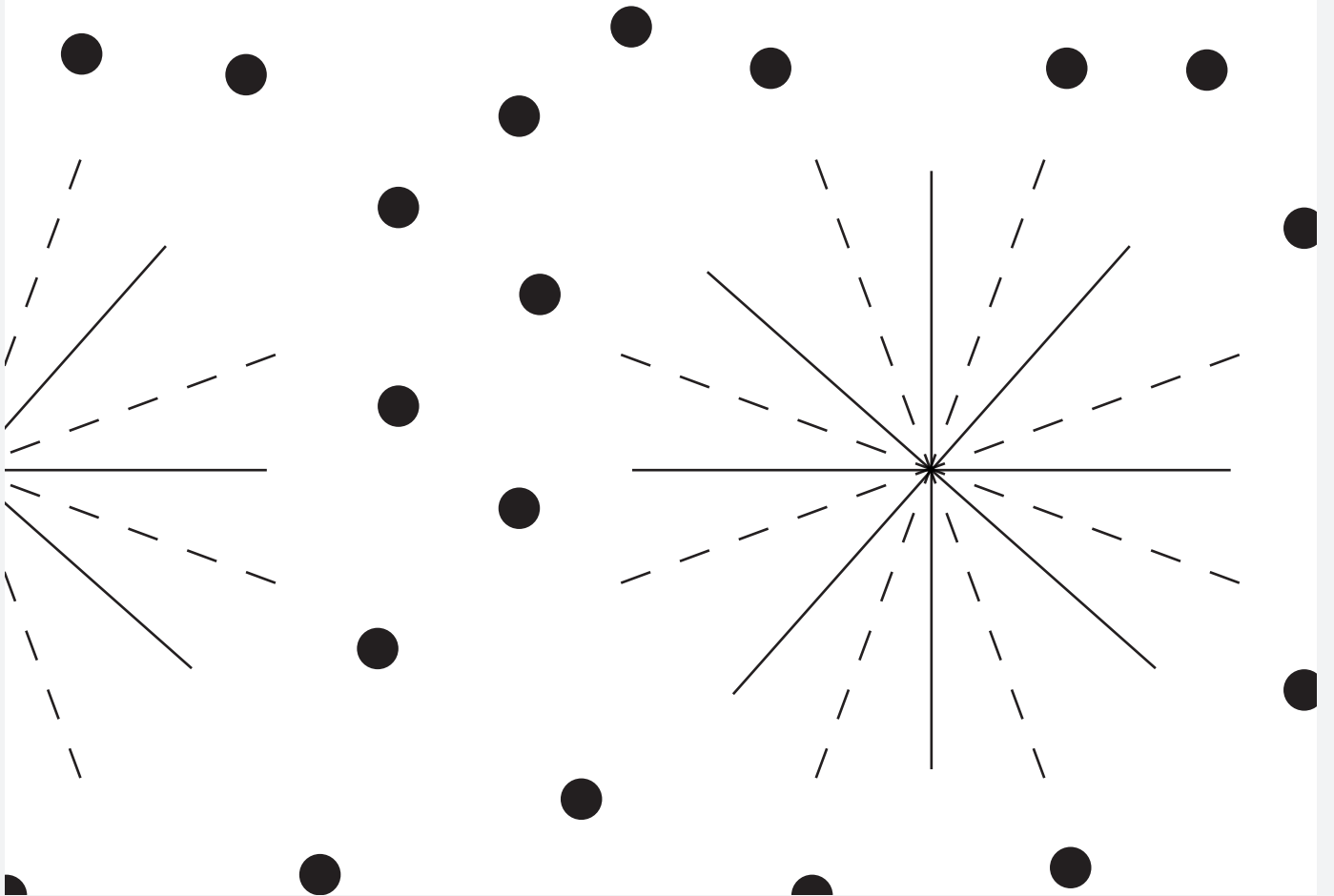
# Simply SEW! FRESH IDEAS WITH FAE

Use these templates to make the stockings, advent calendar and holly hang decoration from issue 62.


## WOOL STOCKING

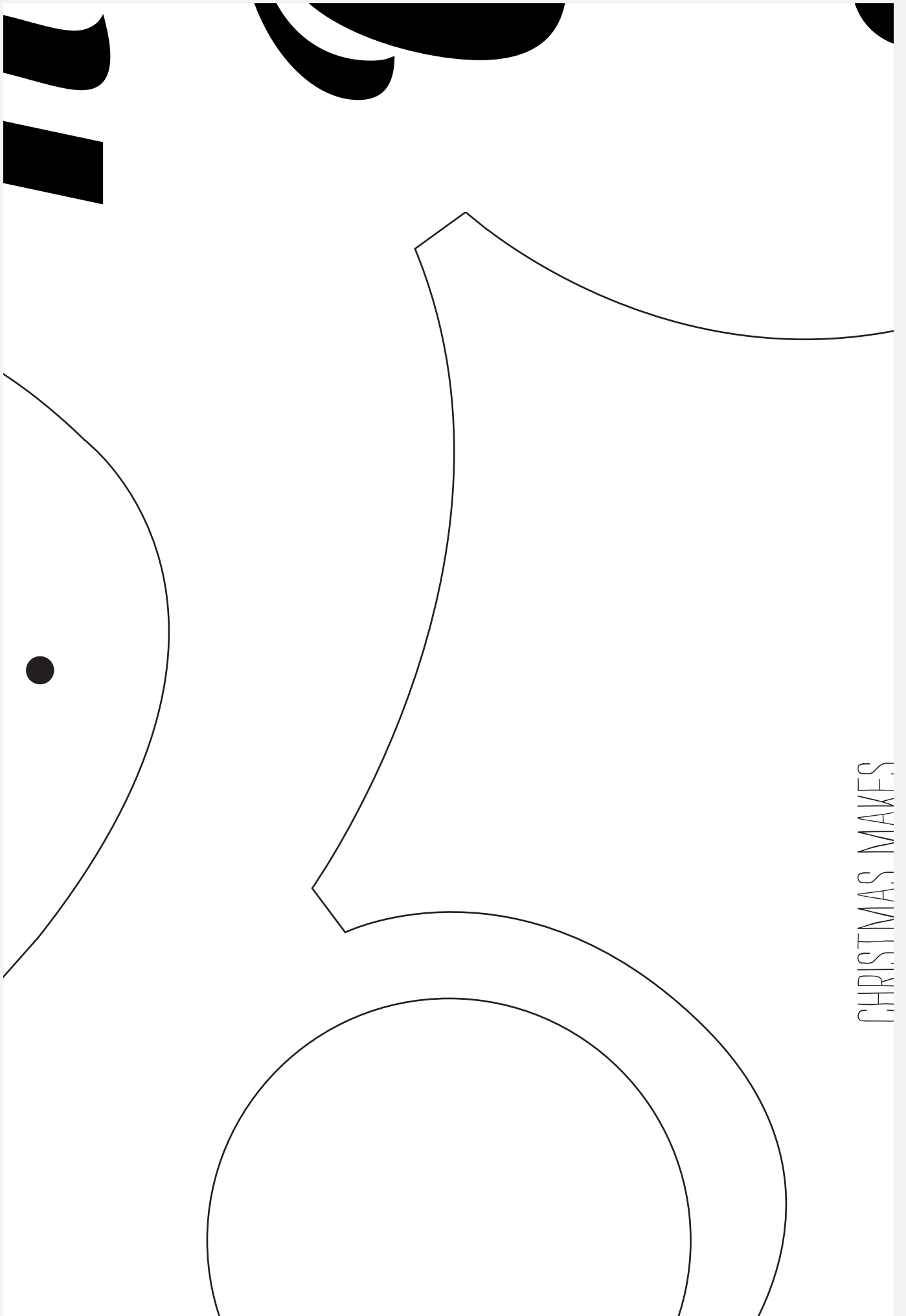
PAGE 83








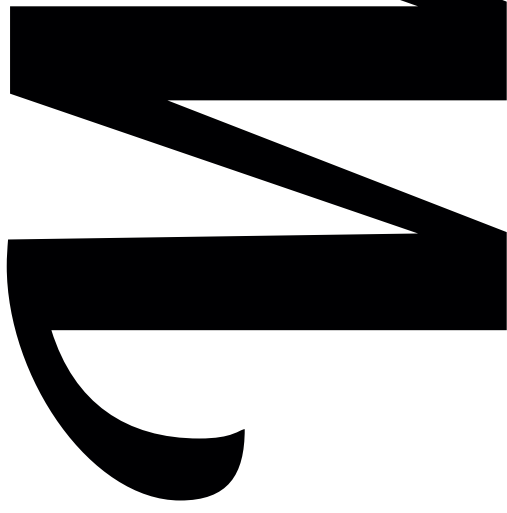




CHRISTMAS MAKES



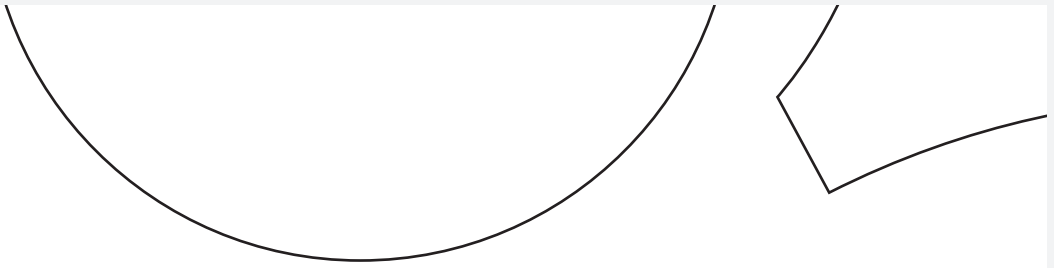
**HOLLY AND BERRY FOR HOLLY DECORATION**  
**PAGE 18**



















**ms**  
ERIC

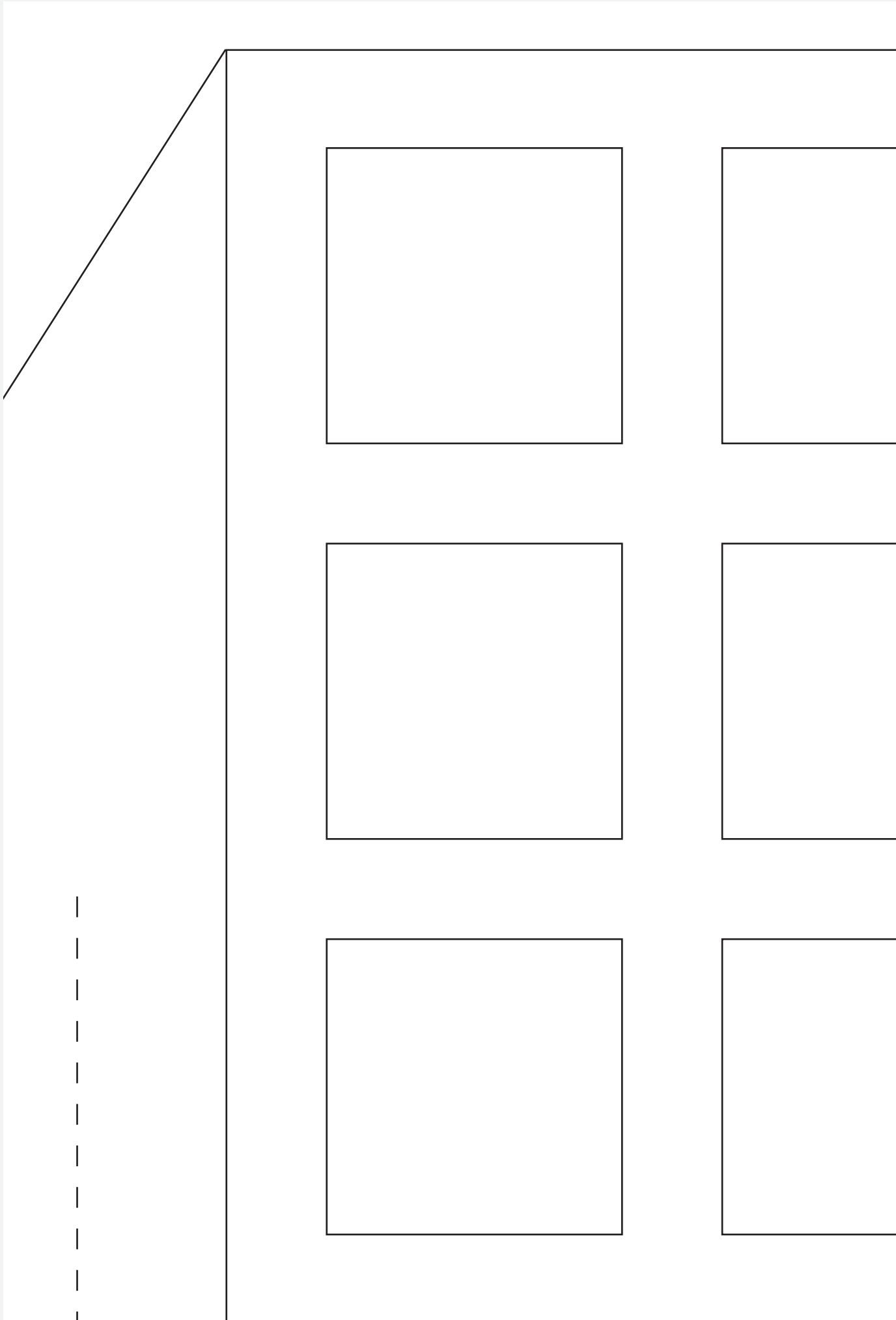
ne gift sack,  
om issue 62.




CHRISTMAS MAKES

UINKUJIVIAJ IIVAKLU  
HOLLY AND BERRY FOR WREATH





---

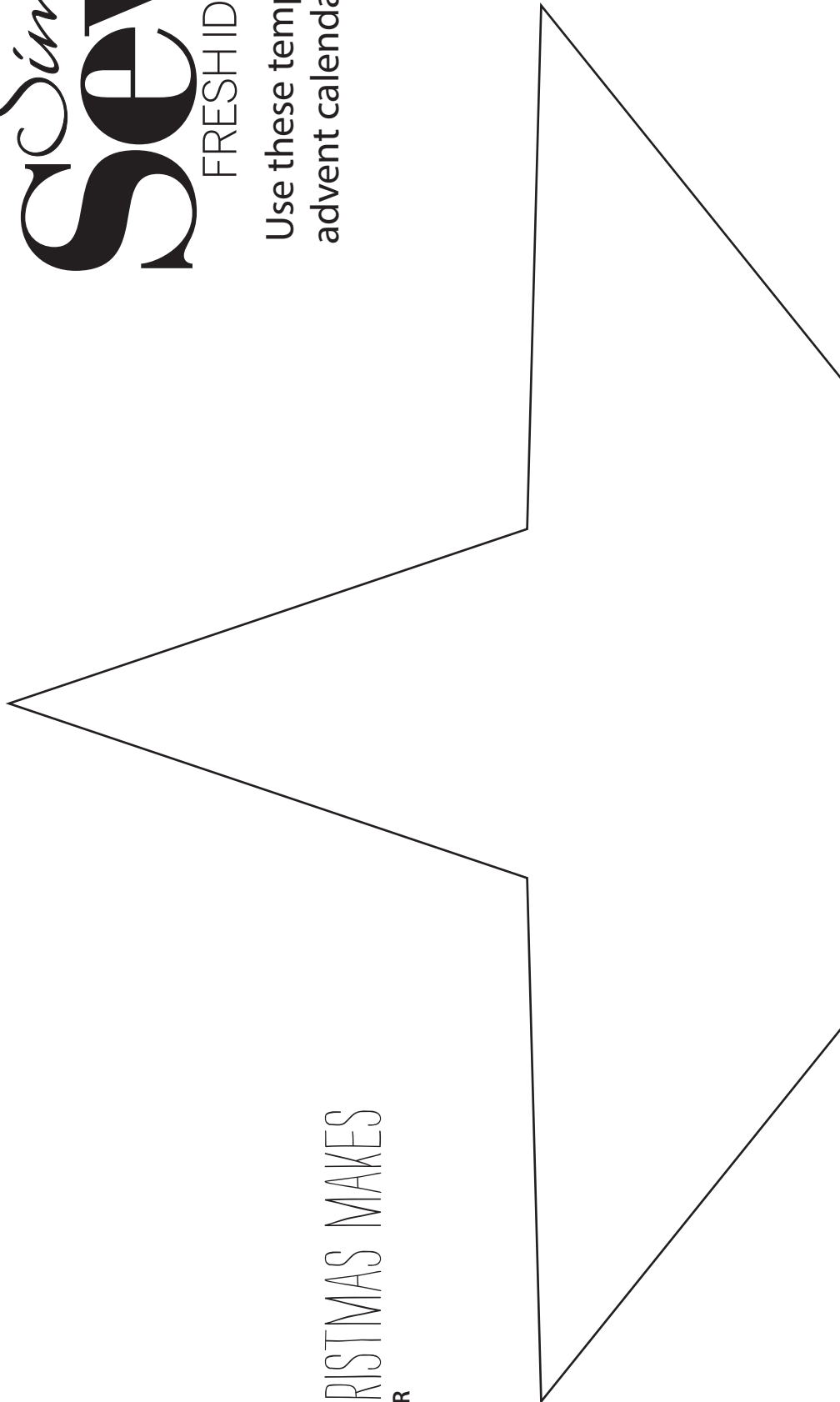



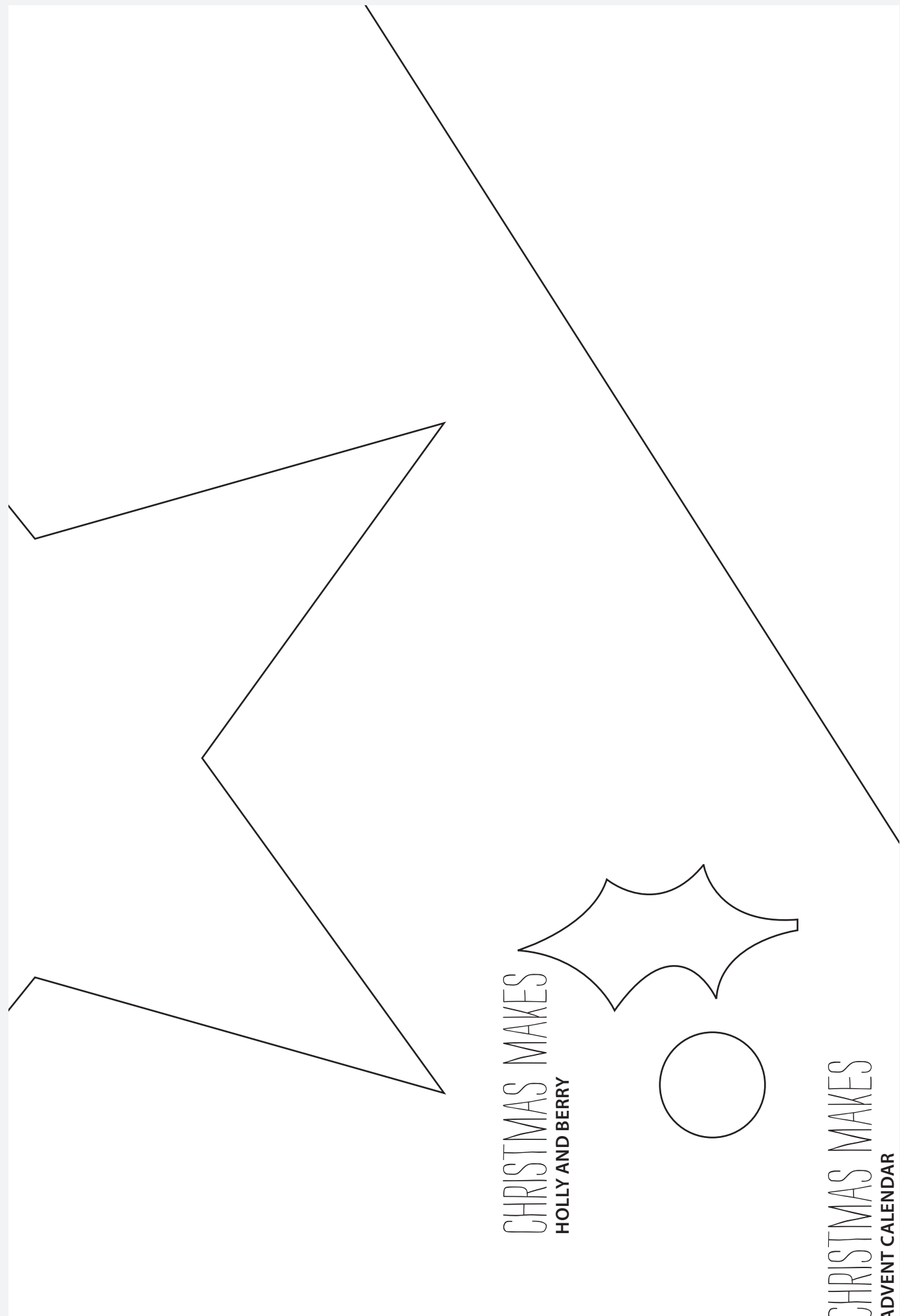
Thank you for making these projects from *Simply Sewing*. The copyright for these templates belongs to the designer of the project. They work hard to create projects for you to enjoy, so please don't re-sell or distribute their work without permission. Please do not make any part of the templates or instructions available to others through your website or a third party website, or copy it multiple times without our permission. Copyright law protects creative work and unauthorised copying is illegal. We really appreciate your help. Find more templates and ideas at [www.simplysewingmag.com](http://www.simplysewingmag.com)

# Simply. SEW! FRESH IDEAS WITH FAE


Use these templates to make the gift  
advent calendar and wreath from iss

CHRISTMAS MAKES  
STAR





CHRISTMAS MAKES  
HOLLY AND BERRY



CHRISTMAS MAKES  
ADVENT CALENDAR

