

Simply Sewing

FRESH IDEAS WITH FABRIC

HOW TO PRINT THIS PATTERN

Print out this 30-page PDF on to A4 paper. Trim away the shaded border from each page and position the pages as below to assemble the pattern...

Simply Sewing
FRESH IDEAS WITH FABRIC
Use these templates to make the hot water bottle cover, the present sack, the stags and the houses and present sack from *Hoopla! Hoopla! Christmas*.

1 HOT WATER BOTTLE COVER
2 STOPPING COAT
3 STAG APPLIQUE
4 PRESENT SACK
5 SMALL HOUSE
6 HOT WATER BOTTLE COVER
7 COVER FRONT AND BACK
8 STAG APPLIQUE
9 STAG APPLIQUE
10 LARGE HOUSE
11 HOT WATER BOTTLE COVER
12 COVER FRONT AND BACK
13 STAG APPLIQUE
14 PRESENT SACK
15 LARGE HOUSE


Simply Sewing
FRESH IDEAS WITH FABRIC
Use these templates to make the advent calendar, the drum pouffes and tree decorations from *Hoopla! Hoopla! Christmas*.

16 ADVENT CALENDAR
17 ADVENT CALENDAR
18 NEST SQUARE 10x10cm
19 RECTANGLE DRUM POUFFE SIDE
20 RECTANGLE DRUM POUFFE TOP AND BOTTOM
21 ADVENT CALENDAR
22 ADVENT CALENDAR
23 TREE DECORATIONS
24 TRIANGLE DRUM POUFFE TOP AND BOTTOM
25 RECTANGLE DRUM POUFFE TOP AND BOTTOM
26 ADVENT CALENDAR
27 ADVENT CALENDAR
28 TREE DECORATIONS
29 TRIANGLE DRUM POUFFE TOP AND BOTTOM
30 RECTANGLE DRUM POUFFE TOP AND BOTTOM

ng
ERIC

re hot water
coration and
Christmas.

STOCKING
CUT 2
PAGE 18



PRESENT SACK
STAR TEMPLATE
PAGE 43

VILLAGE DECORATION
PAGE 4

F
HOUSE WITH FLAT
ROOF

D
SMALL HOUSE

C
TREE

Thank you for making these projects from *Simply Sewing*. The copyright for these templates belongs to the designer of the project. They work hard to create projects for you to enjoy, so please don't re-sell or distribute their work without permission. Please do not make any part of the templates or instructions available to others through your website or a third party website, or copy it multiple times without our permission. Copyright law protects creative work and unauthorised copying is illegal. We really appreciate your help. Find more templates and ideas at www.simplysewingmag.com

Simply. SEW! FRESH IDEAS WITH FAE


Use these templates to make the hot water bottle cover, stocking, village decoration, and present sack from *Handmade Christmas*.

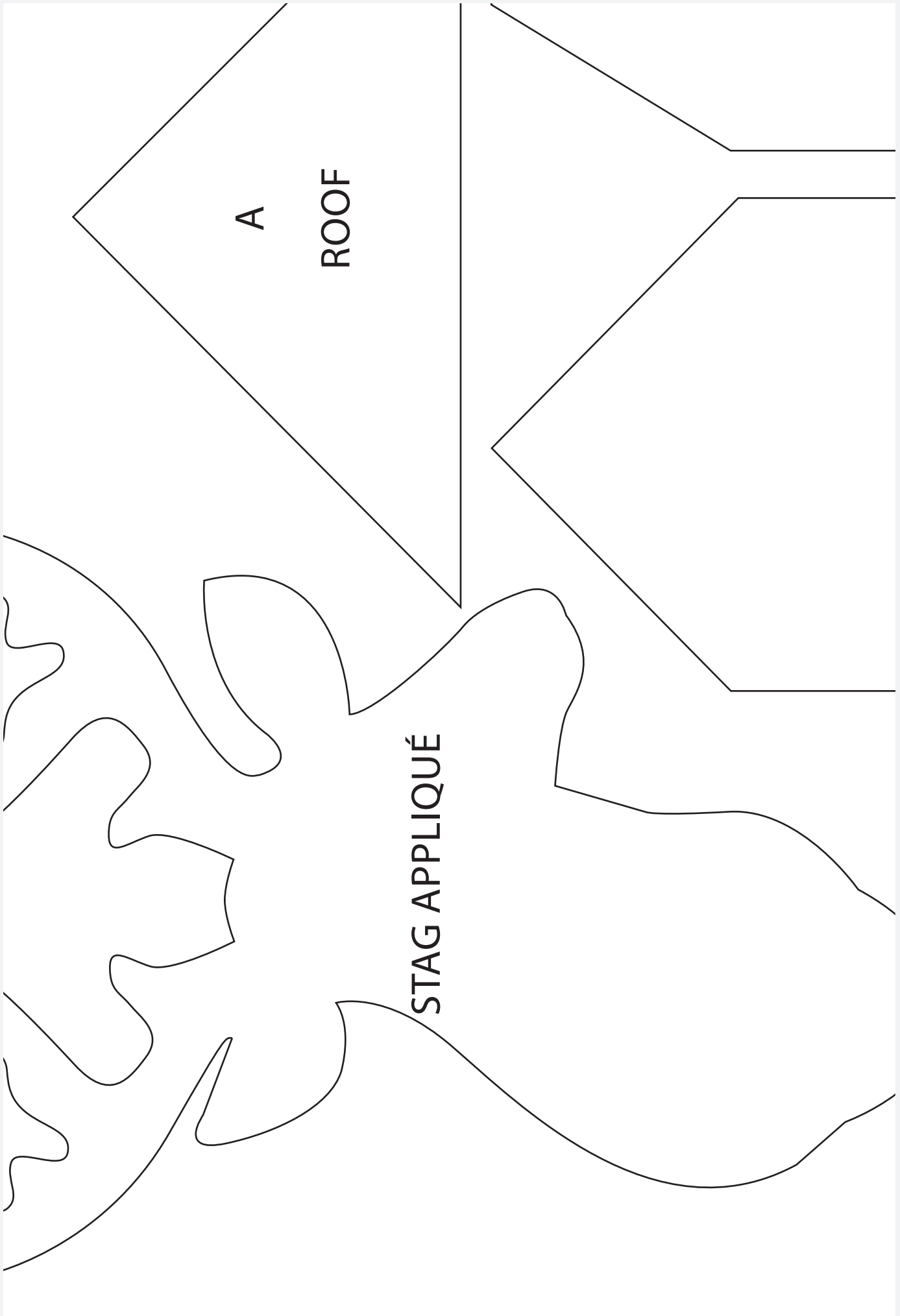
HOT WATER
BOTTLE COVER
PAGE 37

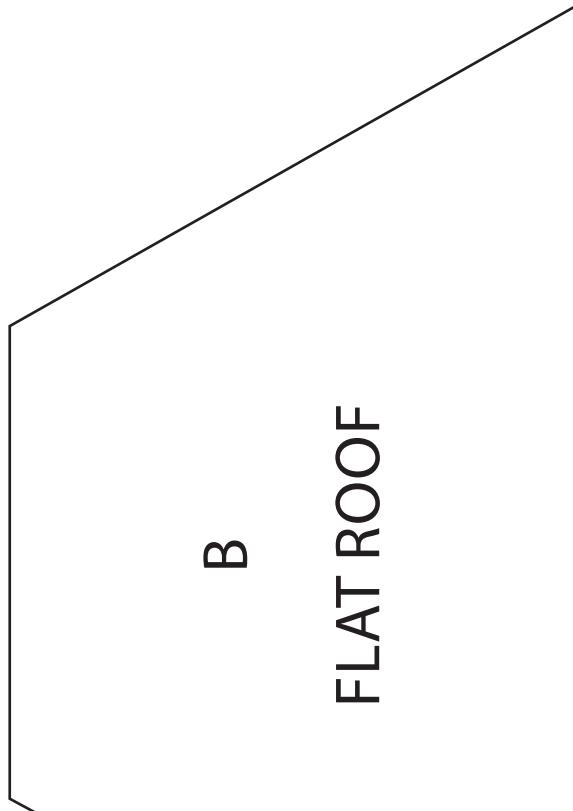
COVER FRONT AND BACK

Back lower

Back upper







B

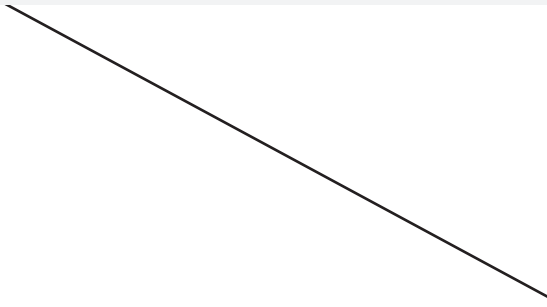
FLAT ROOF

E

LARGE HOUSE

LARGE HO



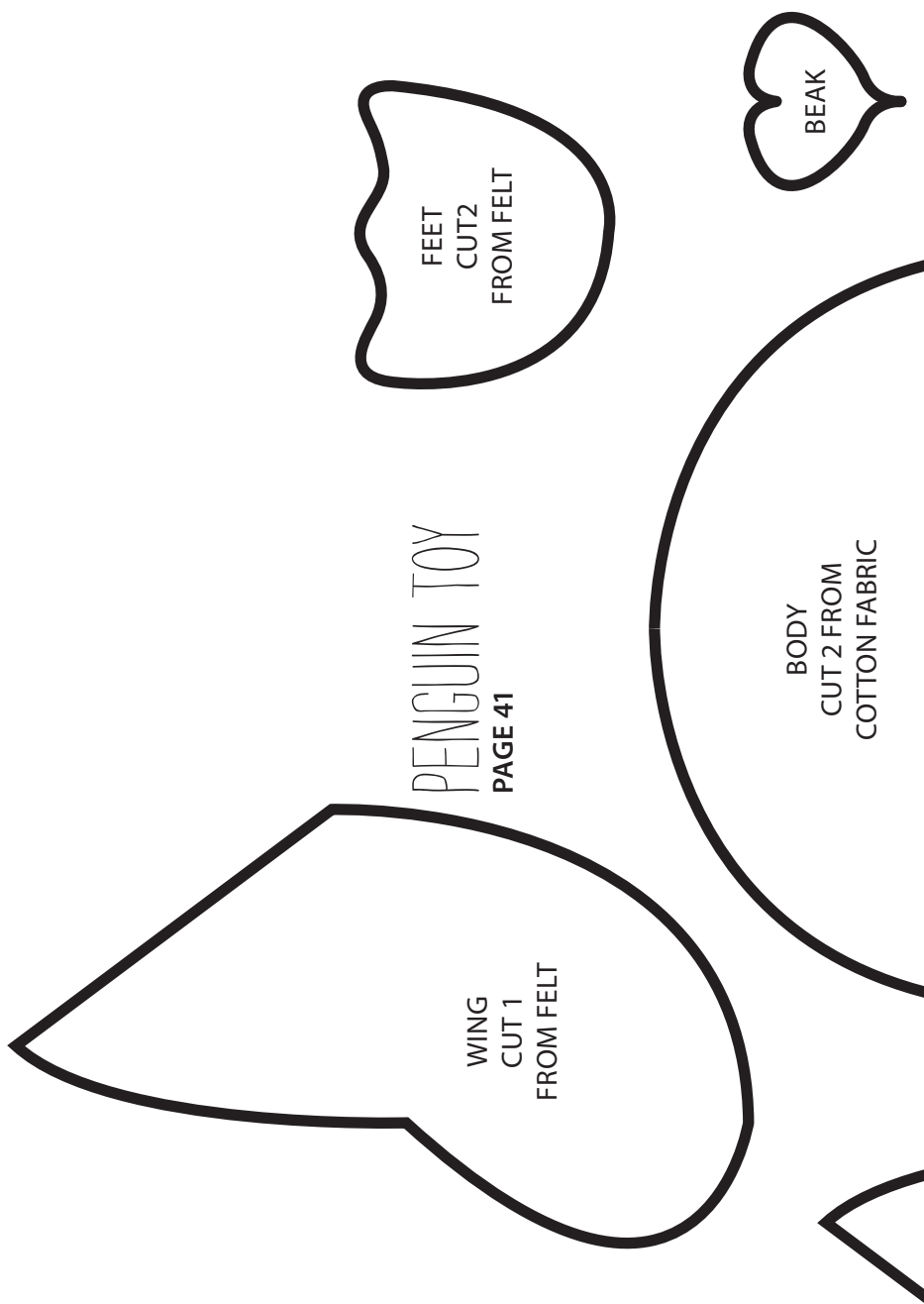


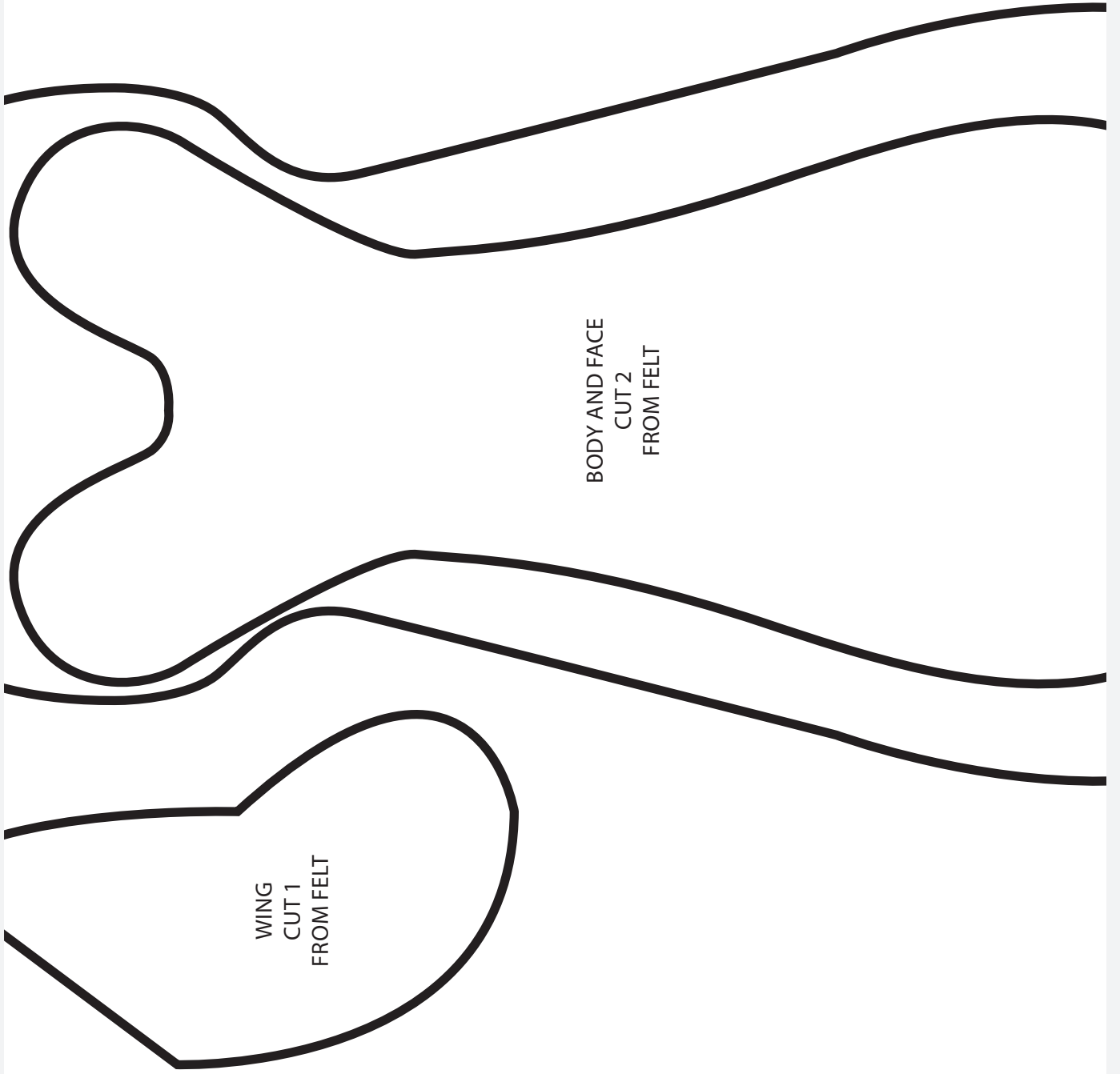
ng
ERIC

the advent
ons, penguin
de Christmas.

TIE

connect






WING
CUT 1
FROM FELT

BODY AND FACE
CUT 2
FROM FELT

GRAINLINE
↓

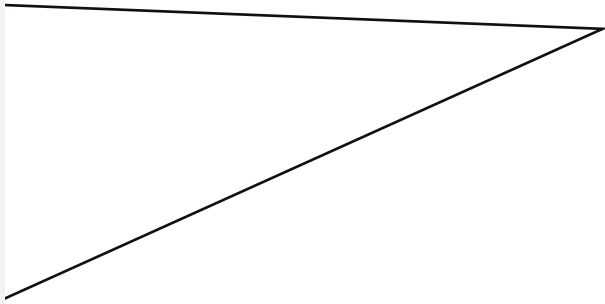




RECTANGLE DRUM
POUFFE
SIDE



TRIANGLE DRUM
POUFFE
SIDE



Thank you for making these projects from *Simply Sewing*. The copyright for these templates belongs to the designer of the project. They work hard to create projects for you to enjoy, so please don't re-sell or distribute their work without permission. Please do not make any part of the templates or instructions available to others through your website or a third party website, or copy it multiple times without our permission. Copyright law protects creative work and unauthorised copying is illegal. We really appreciate your help. Find more templates and ideas at www.simplysewingmag.com

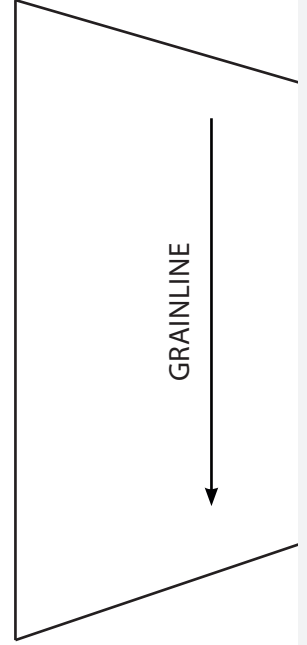
ADVENT BUNTING
NUMBERS
PAGE 25

Simply.
SEW!
FRESH IDEAS WITH FAE

Use these templates to make the advent
bunting, bow tie, tree decorations, pom-poms
and drum pouffes from *Handmade Christmas*

2
3
4
5
6
7
8

1
0
1
1
1
2
1



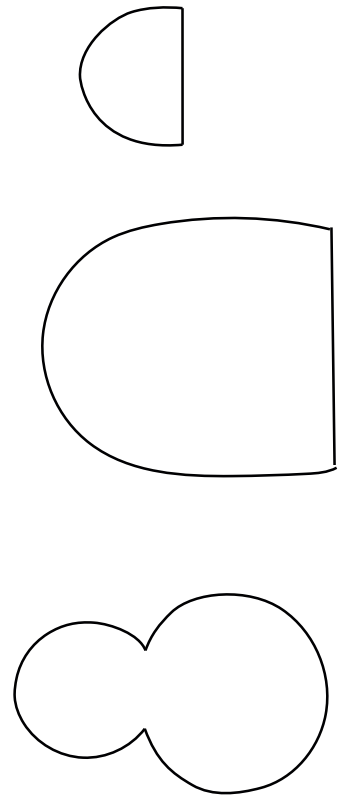

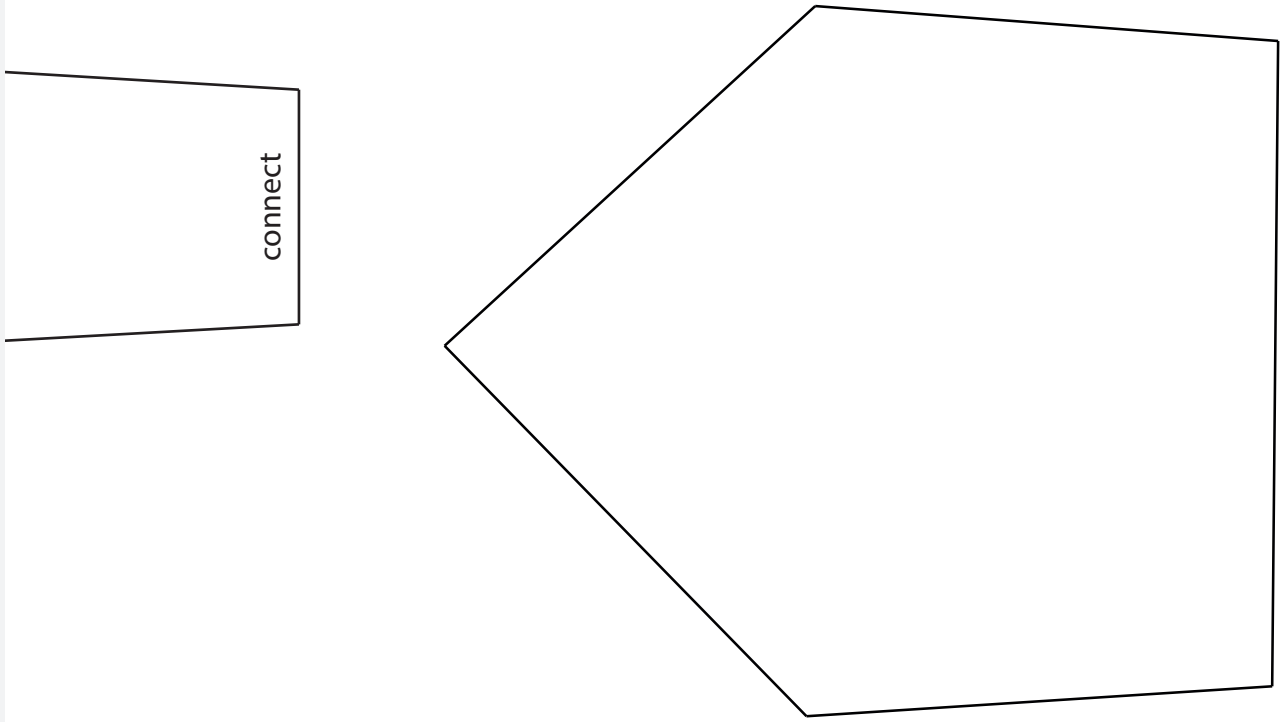
BOW TIE
PAGE 35

415161

819202

22324


TREE
DECORATIONS
PAGE 23



UFFES

TRIANGLE DRUM
POUFFE
TOP AND BOTTOM

RECTANGLE DRUM
POUFFE
TOP AND BOTTOM





12

19

1
3

1
7

2
1



