

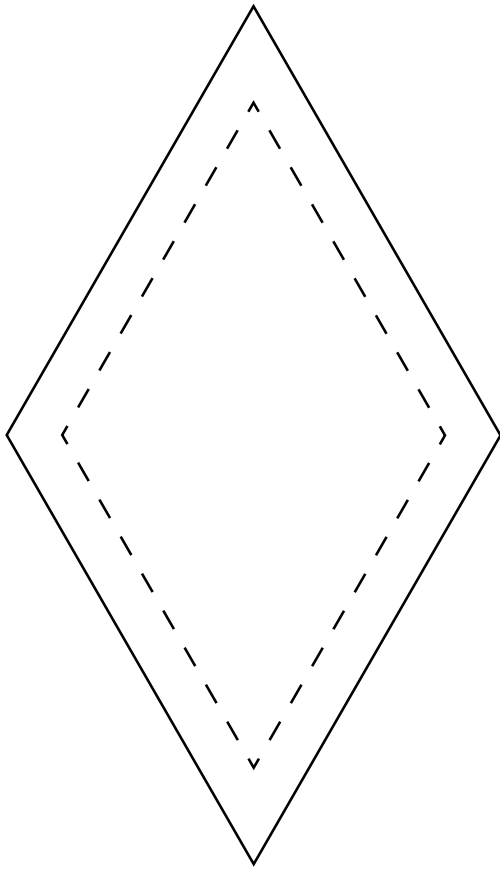


Templates

Issue 7 Techniques with EPP

PRINT AT 100% SIZE

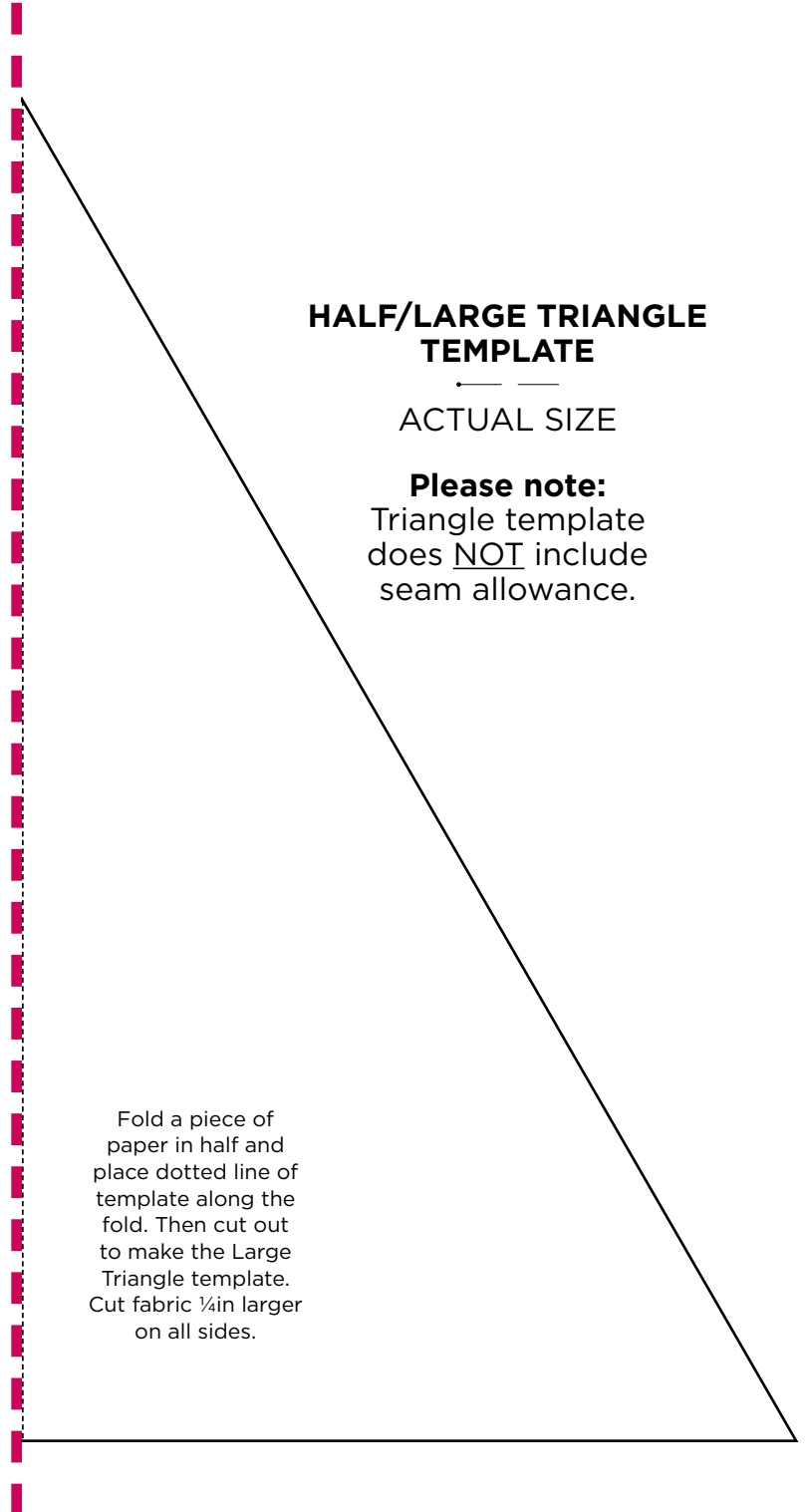
When printed
at the correct
size, this box
will measure
1in / 26mm
square



DIAMOND FABRIC CUTTING TEMPLATE

ACTUAL SIZE

Seam allowance
included.




HALF/LARGE TRIANGLE TEMPLATE

ACTUAL SIZE

Please note:
Triangle template
does NOT include
seam allowance.

Fold a piece of
paper in half and
place dotted line of
template along the
fold. Then cut out
to make the Large
Triangle template.
Cut fabric $\frac{1}{4}$ in larger
on all sides.

When printed at the correct size, this box will measure 1in / 26mm square



Thank you for making this project from Today's Quilter. The copyright for these templates belongs to the designer of the project. Please don't re-sell or distribute their work without permission. Please do not make any part of the templates or instructions available to others through your website or a third party website, or copy it multiple times without our permission. Copyright law protects creative work and unauthorised copying is illegal. We appreciate your help.

When printed
at the correct
size, this box
will measure
1in / 26mm
square

